

# Genesee County Health Department



Better Life Through Better Health



Annual Report  
1998 - 1999

# Working with the Community

Genesee County Health Department

Robert M. Pestronk, MPH, Health Officer

Gary K. Johnson, MD, MPH, Medical Director

## Program Divisions

Behavioral Health

*Kristie Schmiege, Director*

Community Health

*Mark Valacak, Director*

Environmental Health

*Jim Helmstetter, Director*

Personal Health

*June Taylor, Director*

Management Information Systems

*Frank Ricica, Director*

Floyd J. McCree Courts & Human  
Services Building  
630 S. Saginaw St.  
Flint, Michigan 48502  
(810) 257-3612  
FAX (810) 257-3147

Burton Health Center  
G-3494 S. Saginaw Street  
Burton, Michigan  
(810) 742-2255  
FAX (810) 742-2561

McCree Health Center  
115 E. Pierson Road  
Flint, Michigan 48505  
(810) 785-9662  
FAX (810) 785-9675

Website: <http://health.co.genesee.mi.us>

## Better Life Through Better Health

The community's health is our mission: to improve the quality of life by preventing disease, promoting health and protecting the environment.

We will accomplish this through collaboration with the community, empowerment of the individual, and activities consistent with our assessment, policy development and assurance responsibilities.



## To the Citizens of Genesee County:

It is with pleasure that we present this annual report for your Genesee County Health Department staff. We have been hard at work toward the vision of "Better Life Through Better Health" that you helped to shape for our strategic plan. In this report, you will find brief descriptions of many programs directed by this vision and data on the high levels of service provided.

We have undergone organizational changes and redoubled our work with community-based organizations, academia, business, labor, health services providers, and others to more effectively use community resources to improve the public's health. During this year, we have given increased attention to two of our four strategic plan health objectives: high infant mortality and communicable disease with a focus on gonorrhea and immunizations.

Genesee County is on the Nation's "worst" list for infant mortality. We are working with community partners to develop a community action plan by Spring 2000 to reduce racial disparities in infant mortality. Your involvement is invited. In addition, we have high rates of sexually transmitted disease, particularly gonorrhea. Gonorrhea is an example of just one disease where treatment is readily available and effective, where systems for identification are well documented, and where preventive strategies exist. Yet, effective treatment and preventive strategies and systems are not consistently and uniformly adopted and applied throughout the County. We are working aggressively to remedy this.

As we push ahead in the next century, we continue our efforts to promote and protect personal health and the health of our environment. Thank you for your support and involvement with our work.

Sincerely,

Robert M. Pestronk, MPH  
Health Officer  
Genesee County  
Health Department

Richard E. Hammel  
Chairperson  
Genesee County  
Board of Commissioners

Robert Myers  
Chairperson  
Genesee County  
Board of Health

# Genesee County Board of Commissioners

---



Back Row (left to right):  
David Robertson, Tim Herman, Floyd Clack, John Gleason, John Northrup.  
Front Row (left to right):  
Raynetta Speed, Fred Shaltz, Richard Hammel, Robert Myers.

# Genesee County Board of Health

---

## Board of Health Members

Robert Myers, Floyd Clack, Tim Herman pictured above.  
Thomas Howes, Michael Boucree, MD pictured below (left to right).



## Community Objectives

1. Decrease the infant mortality rate (especially the disparity among racial groups).

<u>Rates per 1000 live births</u>	<u>1995</u>	<u>1998</u>	<u>2002 Goal</u>
	11.4	11.7	10.2

2. Decrease intentional and unintentional injury death rates.

<u>Age-adjusted rates per 100,000 population</u>	<u>1995</u>	<u>1998</u>	<u>2002 Goal</u>
Unintentional injuries	32.0	29.5	29.3
Homicide	12.6	9.9	11.0
Suicide	9.2	9.8	8.0

3. Decrease the mortality rates associated with the chronic diseases of diabetes, cancer and cardiovascular disease.

<u>Age-adjusted rates per 100,000 population</u>	<u>1995</u>	<u>1998</u>	<u>2002 Goal</u>
Diabetes	18.0	21.5	16.0
Cancer	135.9	136.1	118.0
Heart Disease	180.1	163.5	157.0
Stroke	30.3	30.7	27.0

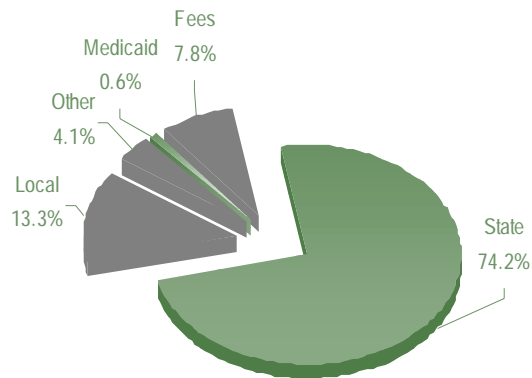
4. Decrease the overall communicable disease rate by 30%. Examples of targeted vaccine preventable, respiratory, fecal/oral and sexually transmitted diseases include:

<u>Rates per 100,000 population</u>	<u>1995</u>	<u>1998</u>	<u>2002 Goal</u>
Gonorrhea	388.0	406.0	289.0
HIV	11.0	5.0	6.0
Giardiasis	14.0	13.0	10.0
Flu-like Illness	1456.0	3696.0	1241.0

## Budget 1998 -1999

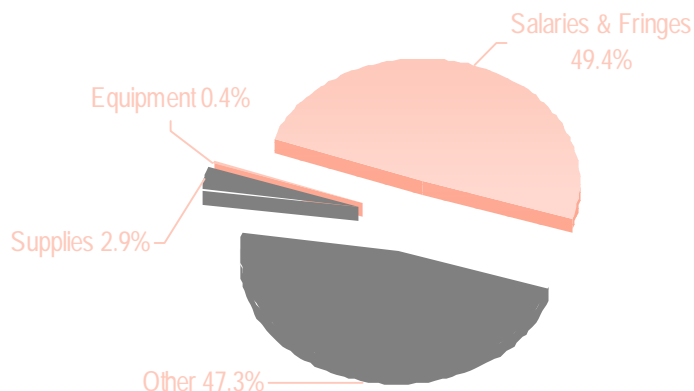
### Revenues

State	\$13,445,743
Local	2,408,702
Other	736,612
Medicaid	117,213
Fees	<u>1,421,759</u>
<b>Total</b>	<b>\$18,130,029</b>



### Expenditures

Salaries & Fringes	\$ 8,955,864
Other	8,577,337
Supplies	528,379
Equipment	<u>68,449</u>
<b>Total</b>	<b>\$18,130,029</b>



# Critical Health Indicators

Contrasting rates and causes of death in Genesee County with those for the State of Michigan and the United States can illuminate quality of life in Genesee County. We seek to work with the community and other health agencies to decrease the mortality rates of serious chronic and communicable diseases and other health threats to county residents.

Leading Causes of Death in Genesee County and Michigan, 1998 \*+

Cause of Death	Genesee County	Michigan	U.S.
Heart Disease	286.2	283.0	268.0
Cancer	191.9	198.0	199.4
Cerebrovascular Disease (Stroke)	59.2	58.7	58.5
Chronic Obstructive Pulmonary Disease (COPD)	42.9	38.7	42.3
Accidents (motor vehicle and unintentional injuries)	31.6	31.6	34.5
Pneumonia and Influenza	22.5	31.5	35.1
Diabetes	32.1	24.9	23.9
Kidney Disease	15.4	11.1	9.7
Suicide	10.1	10.0	9.2
Chronic Liver Disease and Cirrhosis	9.6	9.8	10.8
All Other Causes	166.7	166.8	173.6

Fig. 1 \* Rates per 100,000 population. + Source: Michigan Department of Community Health.

Heart Disease Death Rates in Genesee County and Michigan, 1989-1998 \*+

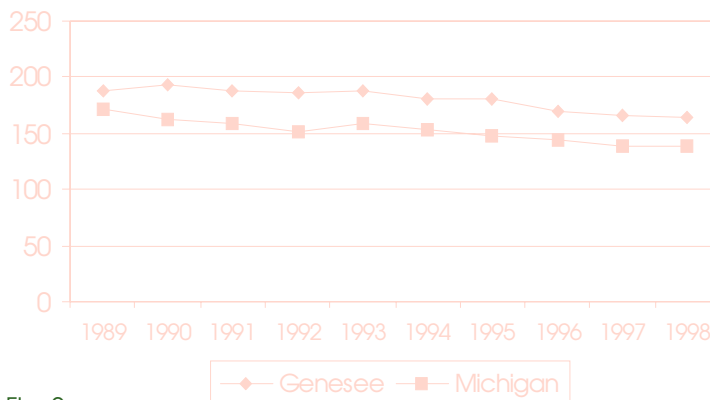


Fig. 2 \* Age-adjusted rates per 100,000 population. + Source: Michigan Department of Community Health.

Genesee County's rates are higher than those of Michigan in six of the ten categories (Fig. 1). Genesee County continues to lead the State in mortality associated with chronic diseases of the heart and diabetes.

Invasive Cancer Death Rates for Genesee County and Michigan, 1985-1998 \*+

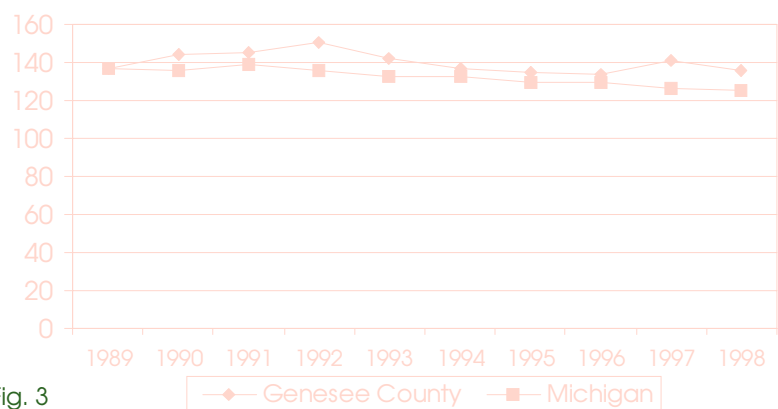


Fig. 3 \* Age-adjusted rates per 100,000 population. + Source: Michigan Department of Community Health.

Heart disease death rates have shown a more consistent downward trend than death rates for cancer in Genesee County (Fig. 2 and 3). Our cancer death rate for 1998 was higher than the state and national rate.

Contemporary research provides more and more information on the connectedness of physical, mental, social well-being and health. Health is much more than the absence of disease. The following list of indicators also measures the public's health in Genesee County.

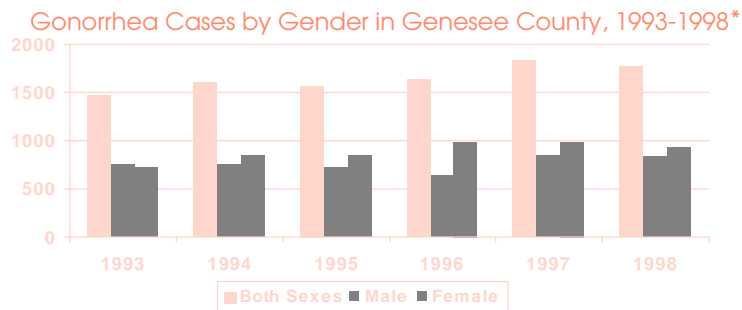
	1992	1993	1994	1995	1996	1997	1998
<b>CHILDREN</b>							
1. Infant Mortality (over-all rate)	10.1	10.3	14.5	11.4	12.1	12.8	11.7
2. Child abuse/neglect (# of referrals)	7156	7799	8824	8226	8128	8712	9404
3. Living in poverty (% of all children under age 18)	*	*	*	*	*	26.6	*
<b>YOUTH</b>							
4. Suicide (# under age 25)	8	8	6	6	11	8	9
5. High school completion rate	78.8	79.7	76.3	76.8	81.2	78.4	82.9
6. Substance abuse (treatment admissions)	429	354	408	534	445	388	202
<b>ADULTS</b>							
7. Unemployment rate	12	9.6	8	6.8	6.3	5.5	5.9
8. Average weekly wages	\$535.28	\$590.87	\$617.38	\$605.69	\$615.59	\$705.15	\$741.08
<b>ALL AGES</b>							
9. Living in poverty (% of population)	*	*	*	*	15.8	*	*
10. Homicide rate	14	13.2	15.9	12.6	12.6	7.7	9.9
11. Alcohol-related highway deaths	20	15	30	34	33	43	36
12. Access to affordable housing	\$439	\$450	\$465	\$460	\$467	\$474	\$508
13. Food stamp cases	29962	29816	28611	27470	25007	22162	20181
14. Asthma (# hospital discharges)	1117	1208	1107	1179	1054	1026	*

Footnotes/Sources: \* = Not available. 1. Number of infant deaths per 1,000 live births. Genesee County Health Department (GCHD) & Michigan Department of Community Health (MDCH). 2. Michigan Family Independence Agency. 3. Bureau of the Census, Small Area Income and Poverty Estimates Program. 4. Number of suicide deaths. MDCH. 5. Percentage of 9th grade students who will complete their senior year of school and graduate. Genesee Intermediate School District. 6. Number of treatment admissions under age 18 to funded programs. GCHD. 7. Michigan Department of Career Development (MDCD), Employment Service Agency.

8. 3rd quarter average weekly wages for all industry divisions. MDCH. 9. Bureau of the Census, Small Area Income and Poverty Estimates Program. 10. Age-adjusted rate of homicide deaths per 100,000 population. MDCH. 11. Michigan Office of Highway Safety Planning. 12. Fair market rent for all 2-bedroom living units. Genesee County Metropolitan Planning Commission. 13. Michigan Family Independence Agency. 14. MDCH.

### Adult Clinical Services

Despite easily available and inexpensive treatment, sexually transmitted diseases (STDs) are still prevalent in Genesee County. The health consequences of STDs for women and infants are a critical concern, especially in racial/ethnic minority populations that are disproportionately affected. Gonorrhea continues to show persistently high rates in Genesee County with a rate of 406 per 100,000 population in 1998. Chlamydia, which became a reportable disease in 1993, showed a rate of 428 per 100,000 in 1998. In 1999, a task force was formed to reduce gonorrhea. Strategies will emphasize expanded assessment and collaboration within the community and with health agencies, as well as strengthening the use of traditional surveillance and prevention activities.



### Alcohol, Tobacco and Other Drugs



Peer educators learn about tobacco prevention

We contract for and monitor substance abuse treatment and prevention services in our region. In 1998-99, we increased the number of providers and expanded treatment services for county residents with drug addiction problems. To better coordinate and improve treatment services for our community, we collaborate with Community Mental Health and the Behavioral Health Advisory Council.

The Smoke-Free Multi-Agency Resource Team (SMART) continues activities to reduce youth access to tobacco and exposure to second-

hand smoke. Through licensing and inspection of tobacco retailers we discourage sales to minors. To promote a smoke-free environment in public places, we focus attention on schools, worksites, healthcare settings, and restaurants, providing media training, education, advocacy and information about the danger of tobacco use.

### Family Planning

Emphasis was given this year to increasing access to family planning clinical services and to expanding family planning educational programs.

The list below highlights some of the major services rendered during the 1998-99 reporting period:

3,965 Family planning annual clinic visits	647 General medical clinic visits
4,726 STD clinic visits	11,483 Substance abuse prevention activity hours (funded programs)
1,933 HIV counseling and/or testing visits	3,677 Substance abuse treatment admissions (funded programs)
737 Tobacco compliance enforcement checks	
673 Tobacco licenses issued	

## Communicable Disease

In addition to sexually transmitted diseases, we hope to reduce the overall rate of vaccine preventable disease. For childhood vaccines, we adopted the recommendations of the American Academy of Pediatrics (AAP), the Advisory Committee on Immunization Practice (ACIP), and the American Academy of Family Physicians. Information is distributed to parents, guardians, and professionals to keep the community updated on the latest recommendations.



*Immunizations protect children and adults against disease*

Immunizations are important for all age groups. They guard against infections such as influenza, pneumococcal pneumonia, tetanus, rabies, hepatitis A, hepatitis B, lyme disease, chickenpox, meningitis, and other diseases. Immunization against vaccine preventable disease is one of the most cost effective health strategies available. Vaccines are safe. The benefits of proper immunization far outweigh the risks. Below are some of our service highlights for the 1998-99 reporting period.

- Administered 49,647 immunizations.
- Offered immunizations at 13 clinic sites throughout the county.
- Held over 170 special clinics for schools, day care centers, employers and senior citizens.
- Distributed 60,000 doses of vaccines to physicians enrolled in the Vaccine For Children Program.
- Managed the Michigan Childhood Immunization Registry for our Region.
- Improved parent immunization notification process.

## Chronic Disease

Cardiovascular disease (CVD) is the leading cause of death in Genesee County. Current efforts increase community awareness and seek behavioral change. Activities include:

- Grants to a free medical clinic, community-based organizations, and certified vendors for heart disease risk reduction and work site wellness programs.
- Promotion of nutritional analysis software for restaurants.
- Implemented the "Healthy Lifestyle Awards" for Genesee County restaurants. Honored ten food service establishments this period.
- Fitness campaigns.
- Blood pressure and cholesterol screenings.
- Training, counseling, and presentations on a variety of CVD topics
- Held targeted educational campaigns.



We protect the public from environmental hazards through education, consultation, monitoring, and inspection of environmental health parameters. Major program areas include:

### Food Service Program

Fiscal Year 1998-99 was a year of major improvements and change in the food service sanitation program, which involves nearly 1,342 fixed food service establishments in Genesee County. A new enforcement protocol was established, resulting in better compliance with the sanitation code or swift action to protect the public. Revisions to the Food Service Fee Schedule to reward excellence by food establishments were implemented. The department continued its commitment to education by implementing the food service management certification course.

### Water Program

Staff monitor water quality of approximately 600 public water systems, issue construction permits for nearly 2000 water wells, inspect 150 public pools each year and evaluate the water quality at more than 40 bathing beaches. We began monitoring the quality of water in the Flint River and began a feasibility study to monitor the Flint River Watershed.

### Sewage Program

Six-hundred-fifty (650) new applications were received and approximately 450 new septic systems were installed. With additions to our program staff, we implemented the private water/type III well program.

### Lead Abatement Program

Reduction in the public's exposure to lead can improve results in schools, facilities and work places. The lead program includes lead poisoning surveillance and primary prevention through testing, data evaluation and education of the community and families of children affected.



*Sanitarians test paint samples for lead*

Below are examples of some of the services provided by the Environmental Health Services Division.

3,829	Food Service Inspections	22	Lead Abatement Projects
113	Food Plan Reviews	26	Indoor Air Complaints
553	Water System Inspections	541	Sewage System Permits
2,167	Water Samples	115	Sewage Nuisances Abated
258	Surface Water Samples	91	Solid Waste Nuisances Abated
435	Beach Samples	273	Rodent Nuisances Abated

## Maternal and Child Health

Activity in the Division of Personal Health Services focuses primarily on services for women and children: Children’s Special Health Care Services (CSHCS); Supplemental Nutrition Program for Women, Infant and Children (WIC); Healthy Kids/MIChild Outreach; School Nursing; Hearing and Vision Screening; Child and Infant Mortality Review; Maternal and Infant Health Advocacy Services. It is our intent to assure that health care services are available for pregnant women and children.

To improve the health of children in our community during 1998-1999, we accomplished the following results through our various programs:

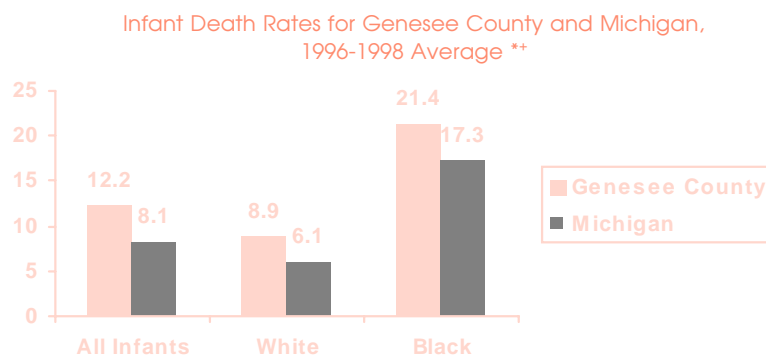


*Access to health services are important for healthy families.*

- Provided 423 assessments, 91 diagnostic, and 485 coordination of care services for 943 children enrolled in the Children’s Special HealthCare Services program
- Screened 23, 805 children for hearing loss
- Tested 35, 420 children for correct vision
- Enrolled 3, 059 women into our WIC program
- Enrolled 3, 365 infants into the WIC program
- Enrolled 7, 547 children into the WIC program
- Assisted 920 individuals to apply for Healthy Kids or MIChild

## Infant Mortality

Our goal for the next three years (2000 - 2003) is to decrease the infant mortality rate (especially the disparity among racial groups) in Genesee County below 10.2 deaths per 1, 000 live births. Our emphasis is on collaborative partnerships and community outreach to achieve this objective. For every 1, 000 live births in Genesee County, about twelve infants die before their first birthday, surpassing the Michigan rate of approximately eight infant deaths per 1, 000 live births. Genesee County African-American infants die more often than their white peers (an average rate of 21.4 infant deaths in 1996 -1998 compared to a 8.9 rate in whites in the county). In 1998 there were 6, 399 live births in Genesee County of which 75 infants died before age one, a rate of 11.7 per 1, 000 births.



\* Rate is per 1, 000 births.

+ Source: Michigan Department of Community Health.

# Genesee County Health Department Annual Report 1998 - 1999