

# Genesee County Health Department


## Annual Report



**New Burton Health Center  
Opening Summer 2002**



**2001**



Better Life Through Better Health

# Working with the Community

## Genesee County Board of Commissioners

Richard E. Hammel, Chairperson  
Fred Shaltz, Vice-Chairperson  
Floyd Clack  
John J. Gleason  
Ted Hammon  
John D. Nickola  
John Northrup  
David B. Robertson  
Raynetta P. Speed

## Genesee County Board of Health

Floyd Clack, Chairperson  
Thomas Howes, Vice-Chairperson  
Michael Boucree, MD  
Fred Shaltz  
Ted Hammon

## Genesee County Health Department Administrative Team

Robert M. Pestronk, MPH, Health Officer  
Gary K. Johnson, MD, MPH, Medical Director  
Kristie Schmiede, MPH, Director  
Behavioral Health Division  
Mark Valacak, MPH, Director  
Community Health Division  
Jim Helmstetter, MPA, RS, Director  
Environmental Health Division  
Lillian Wyatt, MPH, RD, Director  
Personal Health Division  
Frank Ricica, MPA, Director  
Public Health Information Systems  
John McKellar, MPA, Supervisor  
Development, Planning and Grants  
Carolyn Ratza, BBA, Supervisor  
Accounting

### To the Citizens of Genesee County:

On behalf of the Genesee County Board of Commissioners and the Board of Health, I am pleased to present this Annual Report for 2001. Described in these pages are a view of health status in Genesee County, services provided by your Department, our stewardship of financial resources, and progress toward our 1997-2002 Strategic Plan goals. Significant accomplishments in 2001 are also highlighted. Without the commitment of dedicated staff, supportive Boards and the help of our community partners, the successes reported here would not be possible.

Please take a moment to review our work. Contact me with your comments and ideas. Tell us what we do well, where we can improve, and ways in which you would like to join us in protecting and promoting the public's health and quality of life in Genesee County.

Wishing you "Better Life Through Better Health" . . . . .

Robert M. Pestronk,  
Health Officer

P.S. The stark reality of bioterrorism confronted us last Fall. Deaths elsewhere and local hoaxes involving anthrax spores and "white powders" reminded us of the importance of the core functions for your local health department: assessment, policy development, and assurance. Special thanks to Congressman Dale Kildee for his interest in and support for your Department's work in these areas.

### Our Vision...

*Better Life Through Better Health*

### Our Mission...

*The mission of the Genesee County Health Department is...to improve the quality of life in Genesee County by preventing disease, promoting health and protecting the environment through activities consistent with our assessment, policy development, and assurance responsibilities.*

**Floyd J. McCree Courts & Human Services Building**  
630 S. Saginaw St.  
Flint, Michigan 48502  
(810) 257-3612  
FAX (810) 257-3147

**Burton Health Center**  
G-3494 S. Saginaw Street  
Burton, Michigan  
(810) 742-2255  
FAX (810) 742-2561

**McCree Health Center**  
115 E. Pierson Road  
Flint, Michigan 48505  
(810) 785-9662  
FAX (810) 785-9675

<http://health.co.genesee.mi.us>

## Community Objectives

1. Decrease the infant mortality rate (especially the disparity among racial groups).

	Genesee County		Michigan	Rates per 1000 live births.
	1995	2000	2000	
Overall	11.4	12.3	8.2	
African American	17.2	21.7	18.2	
European American	8.7	8.4	6.0	

2. Decrease intentional and unintentional injury death rates.\*

	Genesee County		Michigan	Rates per 100,000 population, age-adjusted to the 2000 U.S. Census.
	1995	2000	2000	
Unintentional injuries	36.4	39.8	33.2	
Homicide	11.1	10.1	7.2	
Suicide	9.9	10.8	9.9	

3. Decrease the mortality rates associated with the chronic diseases of diabetes, cancer and cardiovascular disease.\*

	Genesee County		Michigan	Rates per 100,000 population, age-adjusted to the 2000 U.S. Census.
	1995	2000	2000	
Diabetes	32.5	41.1	27.2	
Cancer	218.1	226.9	204.8	
Heart Disease	366.5	314.2	287.6	
Stroke	66.7	77.1	60.8	

4. Decrease the overall communicable disease rate by 30%. Examples of targeted communicable diseases include:

	Genesee County		Michigan	Rates per 100,000 population.
	1995	2000	2000	
Gonorrhea	364.5	324.9	184.0	
HIV/AIDS	9.5	9.2	8.3	
Giardiasis	12.4	7.3	11.4	
Tuberculosis	2.1	2.5	2.9	

\* NOTE: Due to the January 1, 1999, implementation of the Tenth Revision of the International Classification of Diseases (ICD-10) and the change from the 1940 U.S. population to the 2000 population as the standard for calculating age-adjusted mortality rates, the 2002 mortality goals published in the Genesee County Health Department's 1997-2002 Strategic Plan and previous annual reports no longer have validity for measuring progress. Trends indicated above in this 2001 Annual Report are reliable due to data comparability made possible by re-calculation, where necessary, of the 1995 baseline rates using the U.S. 2000 Census age distribution.

## Critical Health Indicators

Contrasting rates of death in Genesee County with those for the State of Michigan can illuminate quality of life in Genesee County. We seek to work with members of the community and other health organizations to reduce racial disparities in health and decrease death rates from chronic and communicable diseases and other threats to the health of county residents.

### Selected Leading Causes of Death by Race, 2000.\*

Cause of Death	All Races		White		Black	
	Genesee County	Michigan	Genesee County	Michigan	Genesee County	Michigan
Heart Disease	314.2	287.6	306.4	278.6	376.1	360.0
Cancer	226.9	204.8	211.9	199.9	311.9	247.1
Stroke	77.1	60.8	73.4	59.1	101.3	72.6
Unintentional Injuries	39.8	33.2	39.6	31.9	38.3	42.0
Diabetes Mellitus	41.1	27.2	37.5	25.6	62.7	39.1

\*Age adjusted rates per 100,000. Source: Michigan Department of Community Health.

## Assessing the Public's Health in Genesee County

The public's health is measured by more than the absence or rates of disease. The following indicators<sup>1</sup> enrich our understanding of trends in "health" in Genesee County.

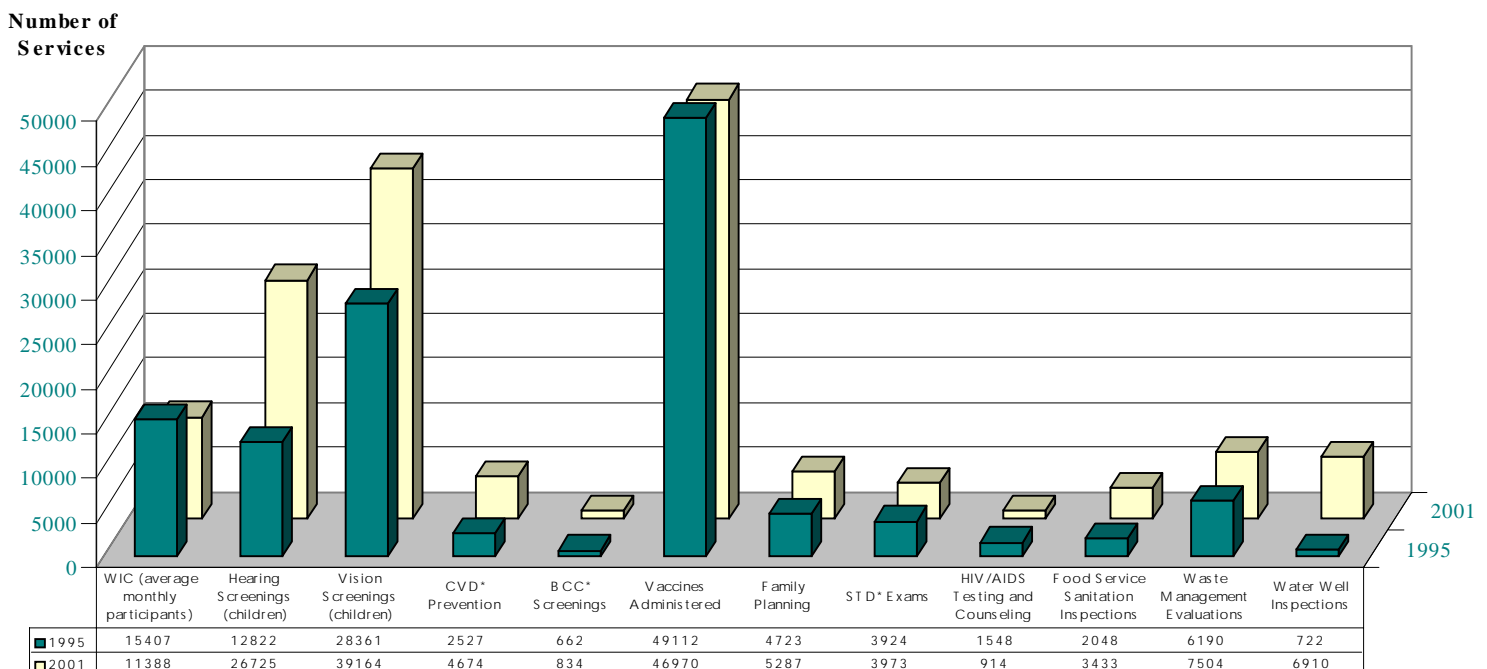
	1993	1994	1995	1996	1997	1998	1999	2000
<b>Children</b>								
Infant Mortality (over-all rate) <sup>2</sup>	10.3	14.5	11.4	12.1	12.8	11.7	12.4	12.3
Child abuse (# of referrals) <sup>3</sup>	7799	8824	8226	8128	8712	9404	7277	5686
Child Poverty (% of children under age 18) <sup>4</sup>	25.2	*	*	*	*	*	*	22.7
	(1990)							(2000)
<b>Youth</b>								
Suicide (# under age 25) <sup>5</sup>	8	6	6	11	8	9	7	4
High school dropout rate <sup>6</sup>	4.15	5.39	5.32	4.31	4.77	4.14	3.89	3.99
Substance abuse (treatment admissions) <sup>7</sup>	354	418	534	445	388	527	542	*
Teenage births <sup>8</sup>	75.1	74.0	68.6	65.3	64.7	58.0	61.5	56.3
<b>Adults</b>								
Unemployment rate <sup>9</sup>	9.6	8	6.8	6.3	5.5	5.9	5.6	5.4
Average weekly wages <sup>10</sup>	\$590.87	\$617.38	\$605.69	\$615.59	\$648.04	\$665.90	\$687.67	\$672.62
Health insurance coverage <sup>11</sup>	*	*	*	90%	*	*	*	88%
<b>Older Adults</b>								
Poverty, aged 65+ <sup>12</sup>	10%	*	*	*	*	*	*	3.8%
	(1990)							(2000)
<b>All Ages</b>								
Homicide rate <sup>13</sup>	12.3	14.4	11.1	11.5	7.3	9.1	11.7	10.1
Alcohol-related highway deaths <sup>14</sup>	15	30	34	33	43	36	27	34
Affordable housing (average rent) <sup>15</sup>	\$450	\$465	\$460	\$467	\$474	\$508	\$521	\$534
Food stamp cases <sup>16</sup>	29,816	28,611	27,470	25,007	22,162	20,181	16,465	17,017
Asthma (# of hospital discharges) <sup>17</sup>	1208	1107	1179	1054	1026	905	793	770

Footnotes/Sources: \* = Data not available. <sup>1</sup>Adapted from the Fordham Institute for Innovation in Social Policy's Annual Index of Social Health. <sup>2</sup> Number of infant deaths per 1,000 live births, Genesee County Health Department (GCHD) & Michigan Department of Community Health (MDCH). <sup>3</sup> Michigan Family Independence Agency. <sup>4</sup> U.S. Census Bureau, Census 2000 Supplementary Survey. <sup>5</sup> Number of suicide deaths, MDCH. <sup>6</sup> Genesee Intermediate School District. <sup>7</sup> Number of treatment admissions under age 18 to funded programs, GCHD. <sup>8</sup> Live birth rates by age of mother 15-19, MDCH. <sup>9</sup> Michigan Department of Career Development (MDCD), Employment Service Agency. <sup>10</sup> 3rd quarter average weekly wages for all industry divisions, MDCD. <sup>11</sup> Estimated percentage of population with private or public medical insurance, Greater Flint Health Coalition. <sup>12</sup> U.S. Census Bureau, Census 2000 Supplementary Survey. <sup>13</sup> Age-adjusted rate (U.S. 2000 standard) of homicide deaths per 100,000 population, MDCH. <sup>14</sup> Michigan Office of Highway Safety Planning. <sup>15</sup> Fair market rent for all 2-bedroom living units, Genesee County Metropolitan Planning Commission. <sup>16</sup> Average number of food stamp cases per month, Michigan Family Independence Agency. <sup>17</sup> MDCH.

# Working to Improve the Public's Health in 2001

- ◆ Developed a media campaign to raise awareness about gonorrhea using billboards, radio and TV ads.
- ◆ Provided funding for the delivery of 97,706 units of substance abuse treatment services for Genesee County residents.
- ◆ Conducted 348 on-site compliance checks (up from 247 last year) to enforce the Genesee County *Regulation to Prohibit the Sale of Tobacco to Minors*.
- ◆ Joined community partners in establishing the Genesee Health Plan, a low cost health benefit program for low income residents.
- ◆ Secured a \$750,000 Healthy Start grant from the U.S. Department of Health and Human Services to reduce African American infant mortality.
- ◆ Implemented “Nutrition Information Highway”, a new, innovative self-paced approach to nutrition education which allows WIC participants to select the topic and method of receiving information.
- ◆ Broke ground on the Genesee County Health Department’s new Burton branch.
- ◆ Raised the immunization rate among 19-35 month old children to above 90% for active Health Department clients.
- ◆ Obtained grant funding to provide additional health screenings for seniors.
- ◆ Continued implementation of and consultation regarding Michigan’s new Food Law of 2000 with Genesee County’s 1400 licensed food service operators.
- ◆ Developed and implemented Genesee County’s new *Regulation to Require License to Operate a Body Art Establishment and to Establish Minimum Standards for Body Art Establishments*.
- ◆ Expanded sampling of and reporting about surface water quality in Flint and Shiawassee river watersheds, county lakes, and sewage spills.
- ◆ Trained local law enforcement and fire officials, postal workers, and school personnel regarding biochemical agents in the wake of the September 11 terrorist attack.

## Genesee County Health Department - Selected Services



\*CVD: Cardiovascular Disease, BCC: Breast and Cervical Cancer, STD: Sexually Transmitted Disease



# Genesee County Health Department

Floyd J. McCree Courts & Human Services Building  
 630 S. Saginaw Street  
 Flint, MI 48502

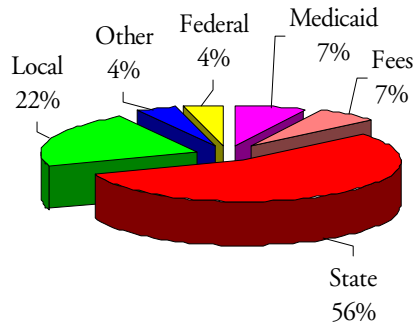
Presorted Standard  
 U.S. Postage  
**PAID**  
 Saginaw, MI 48603  
 Permit No. 487

## Annual Report 2001

Health Officer: Robert Pestronk  
 Medical Director: Gary Johnson, M.D.  
 Editor: John McKellar  
 Design: April Carpenter

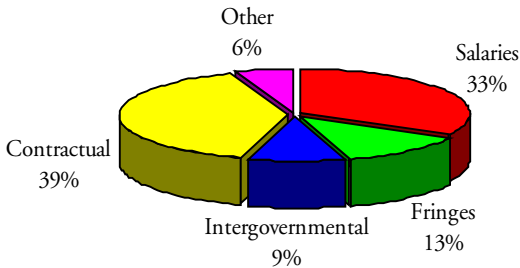
### 2001 Budget

### Revenues



State	\$12,773,475
Local	5,070,510
Other	925,077
Federal	948,582
Medicaid	1,691,000
<u>Fees</u>	<u>1,522,870</u>
<b>Total</b>	<b>\$22,931,785</b>

### Expenses



Salaries	\$ 7,527,909
Fringes	2,878,875
Intergovernmental	2,055,785
Contractual	9,182,710
<u>Other</u>	<u>1,286,506</u>
<b>Total</b>	<b>\$22,931,785</b>

### Expenses by Function

