

Genesee County Health Department



Celebrating 75 Years of
Promoting Better Life
Through Better Health

1929~2004

2004 ANNUAL REPORT

Working with the Community

Genesee County Board of Commissioners

Richard E. Hammel, Chairperson
Raynetta P. Speed, Vice-Chairperson
Archie Bailey
Rose Bogardus
Miles Gadola
Ted Hammon
John Northrup
Fred Shaltz
Woodrow Stanley

Genesee County Board of Health

Ted Hammon, Chairperson
Michael Boucree, MD, Vice-Chairperson
Kay Doerr
Fred Shaltz
Woodrow Stanley

Genesee County Health Department Administrative Team

Robert M. Pestronk, MPH, Health Officer
Gary K. Johnson, MD, MPH, Medical Director
Kristie Schmiege, MPH, Director
Behavioral Health Division
Mark Valacak, MPH, Director
Community Health Division
Jim Helmstetter, MPA, RS, Director
Environmental Health Division
Lillian Wyatt, MPH, RD, Director
Personal Health Division
Frank Ricica, MPA, Director
Public Health Information Systems
John McKellar, MPA, Supervisor
Development, Planning, and Grants
Carolyn Ratza, BBA, Supervisor
Accounting

To the Citizens of Genesee County:

On behalf of the Genesee County Board of Commissioners, the Board of Health, and Health Department staff it is my pleasure to offer you the Genesee County Health Department's Annual Report for 2004, our 75th anniversary year. These pages offer an impression of the health status of Genesee County residents. They provide a synopsis of our services, a look at our financial resources, and an indication of progress towards our 2003-2007 strategic plan goals. Notable steps taken to protect and promote the public's health in 2004 are also highlighted.

Seventy-five years ago the Genesee County Health Department was organized "with the purpose of gathering, arranging, and distributing information on all matters of public welfare and promotion; investigating all situations regarding the individual and his surroundings, injuriously affecting or tending to injuriously affect the community at large; and adjusting such situations as the correction of defects and the control of communicable disease in the interest of all concerned." Seventy-five years later these tasks are still relevant as we promote better life through better health.

Our 75th year witnessed a variety of successes, challenges, and adjustments. We continue work to achieve our strategic plan objectives. Our commitment to collaboration continued as new relationships were cultivated and others flourished. Without the hard work of dedicated staff, supportive Boards and the help of community partners, success is not possible.

As he leaves the Board of Health, I'd like to thank Thomas Howes for his exceptional service and welcome Kay Doerr as a new member.

Please take a moment to review our work. Contact me with your comments and ideas. Let me know what we do well, where we can improve, and in what ways you would like to join us as together we protect and promote the public's health and quality of life in Genesee County.

Wishing you "Better Life Through Better Health",
Robert M. Pestronk,
Health Officer

Floyd J. McCree Courts and Human Services Center

630 S. Saginaw Street
Flint, Michigan 48502
(810) 257-3612
FAX (810) 257-3147

Burton Branch

G-3373 S. Saginaw Street
Burton, Michigan 48529
(810) 742-2255
FAX (810) 742-2561

Floyd J. McCree Health and Human Services Center

115 E. Pierson Road
Flint, Michigan 48505
(810) 600-2400
FAX (810) 785-9675

Our Goal:

To improve the health status of Genesee County residents, with particular attention to reducing racial health disparities, through key prevention and intervention strategies.

Our Community Strategies:

- ◆ Alcohol and other drug abuse prevention and treatment
- ◆ Tobacco use prevention
- ◆ Obesity reduction
- ◆ Physical activity promotion
- ◆ Promotion of healthy nutrition
- ◆ Improved access to health care
- ◆ Reduction of exposure to harmful environmental agents
- ◆ Violence and abuse prevention
- ◆ Fostering of communication and community mobilization
- ◆ Enhanced surveillance

Our Vision...

Better Life Through Better Health

Our Mission...

The mission of the Genesee County Health Department is...to improve the quality of life in Genesee County by preventing disease, promoting health and protecting the environment through activities consistent with our assessment, policy development, and assurance responsibilities.

Critical Health Indicators

Our Impact Measures:

1. Infant mortality reduction, especially the reduction of racial disparity, from the 2000 baseline rates

	Overall			African American			White		
	Genesee County		Michigan	Genesee County		Michigan	Genesee County		Michigan
	2000	2003	2003	2000	2003	2003	2000	2003	2003
Infant Deaths	12.3	11.3	8.5	21.7	22.7	17.5	8.4	7.5	6.7

Rate per 1,000 live births. Source: Genesee County Health Department and Michigan Department of Community Health.

2. Chronic disease mortality reduction, especially the reduction of racial disparity, from the 2000 baseline rates

	Overall			African American			White		
	Genesee County		Michigan	Genesee County		Michigan	Genesee County		Michigan
	2000	2003	2003	2000	2003	2003	2000	2003	2003
Heart Disease	314.2	286.5	252.4	376.1	353.2	349.9	306.4	273.1	241.0
Cancer	226.9	206.0	192.0	311.9	201.7	232.7	211.9	207.4	187.8
Stroke	77.1	73.8	52.9	101.3	109.5	65.6	73.4	66.8	51.1
Diabetes	41.1	29.5	25.8	62.7	47.2	38.4	37.5	25.5	24.2

Age adjusted death rates are based on age specific death rates per 100,000 population in specified group. Source: Genesee County Health Department and Michigan Department of Community Health.

3. Communicable disease reduction, especially the reduction of racial disparity, from the 2000 baseline rates

	Overall		
	Genesee County		Michigan
	2000	2003	2003
Gonorrhea	324.9	413.7	138.5
Chlamydia	362.0	578.5	323.3
Tuberculosis	2.5	1.6	2.4

Rate per 100,000 population. Source: Genesee County Health Department and Michigan Department of Community Health.

Assessing the Public's Health in Genesee County

The public's health is measured by more than the absence or presence of disease. The following indicators¹ enrich our understanding of trends in "health" in Genesee County.

	1996	1997	1998	1999	2000	2001	2002	2003
Children								
Infant Mortality (over-all rate) ²	12.1	12.8	11.7	12.4	12.3	9.3	13.1	11.3
Child abuse (# of referrals) ³	8128	8712	9404	7277	5686	5443	5095	5085
Child Poverty ⁴ (% of children under age 18)	25.2 (1990)	*	*	*	22.7 (2000)	*	*	*
Youth								
Suicide (# under age 25) ⁵	11	8	9	7	4	6	6	4
High school dropout rate ⁶	4.31	4.77	4.14	3.89	3.99	3.44	3.25	3.66
Substance abuse (treatment admissions) ⁷	445	388	527	542	209	167	535	227
Teenage births ⁸	65.3	64.7	58.0	61.5	56.3	51.9	48.8	46.4
Adults								
Unemployment rate ⁹	6.3	5.5	5.9	5.6	5.5	7.6	8.6	9.7
Average weekly wages ¹⁰	\$615.59	\$648.04	\$665.90	\$687.67	\$672.62	\$674.38	\$688	\$693
Health insurance coverage ¹¹	90%	*	*	*	88%	*	*	*
Older Adults								
Poverty, aged 65+ ¹²	10% (1990)	*	*	*	3.8% (2000)	*	*	*
All Ages								
Homicide rate ¹³	11.5	7.3	9.1	11.7	10.1	9.5	9.0	7.4
Alcohol-related highway deaths ¹⁴	33	43	36	27	34	20	20	26
Affordable housing (average rent) ¹⁵	\$467	\$474	\$508	\$521	\$534	\$547	\$568	\$584
Food stamp cases ¹⁶	25,007	22,162	20,181	16,465	17,017	20,000	22,006	24,636
Asthma (# of hospital discharges) ¹⁷	1054	1026	905	793	770	778	700	*

Footnotes/Sources: * = Data not available. ¹Adapted from the Fordham Institute for Innovation in Social Policy's Annual Index of Social Health.

²Number of infant deaths per 1,000 live births, Genesee County Health Department (GCHD) & Michigan Department of Community Health (MDCH).

³Michigan Family Independence Agency. ⁴U.S. Census Bureau, Census 2000 Supplementary Survey. ⁵Number of suicide deaths, MDCH. ⁶Genesee Intermediate School District.

⁷Number of treatment admissions under age 18 to funded programs, GCHD (reporting methodology changed after 1999). ⁸Live birth rates by age of mother 15-19, MDCH. ⁹Michigan Department of Career Development (MDCD), Employment Service Agency. ¹⁰3rd quarter average weekly wages for all industry divisions, MDCD.

¹¹Estimated percentage of population with private or public medical insurance, Greater Flint Health Coalition.

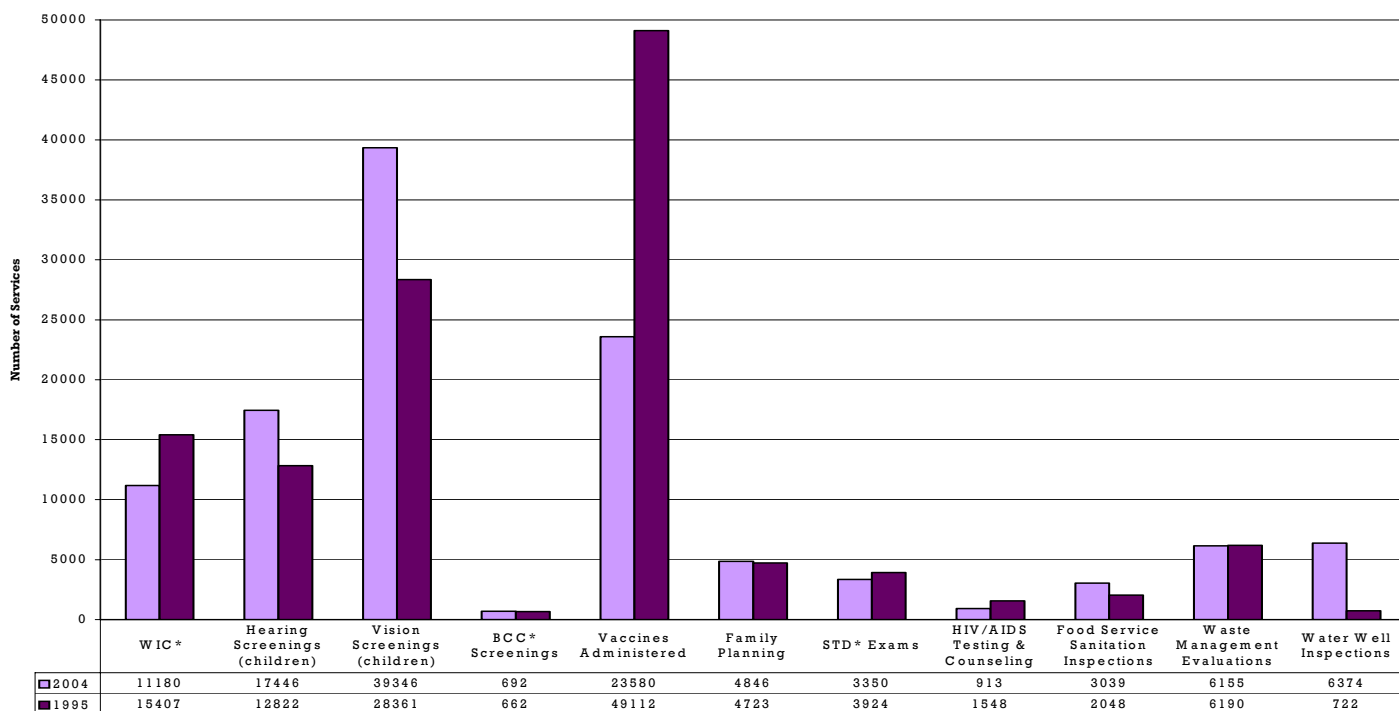
¹²U.S. Census Bureau, Census 2000 Supplementary Survey. ¹³Age-adjusted rate (U.S. 2000 standard) of homicide deaths per 100,000 population, MDCH.

¹⁴Michigan Office of Highway Safety Planning. ¹⁵Fair market rent for all 2-bedroom living units, HUD. ¹⁶Average number of food stamp cases per month, Michigan Family Independence Agency. ¹⁷MDCH.

Better Life Through Better Health In 2004..

- ★ Genesee County Regulation to Prohibit Smoking in Enclosed Places takes effect.
- ★ Genesee County retailers sell tobacco less frequently to minors in 2003-2004.
- ★ GCHD and the SMART Coalition receive a \$123,000 grant from the Community Foundation of Greater Flint through the Genesee Health Plan to provide youth tobacco prevention projects, free smoking cessation classes and aids for senior citizens, and begin to reduce number of parents who smoke around their children.
- ★ WIC Program participation rates increase from an annual average of 91.58% to 94.41%.
- ★ The Genesee County Health Department’s Healthy Start Project, in partnership with FACED, Flint Family Road, Genesys Home Care and Hospice and Hurley Medical Center, exceeds objectives in the areas of entry into prenatal care, infant birth weight and pre-term births.
- ★ The Genesee County REACH (Racial and Ethnic Approaches to Community Health) 2010 Project to reduce racial disparities in infant mortality receives the “Closing the Gap Award” from the Urban League of Flint.
- ★ Children’s Special Health Care Services supervisor and staff receive national recognition for their program evaluation model.
- ★ Bathing Beach Monitoring Program collects 1330 water quality samples and issues six advisories.
- ★ WISEWOMAN cardiovascular screening and risk reduction options are linked to the Department’s Breast and Cervical Screening Program.
- ★ In partnership with Genesee County Emergency Management and Sheriff’s Department, the Health Department participates in the continued development of 130 volunteers in the Genesee County Citizen Corps, 60 of whom graduate from three Community Emergency Response Training courses.
- ★ The Health Department facilitates the granting of \$1.7 million in funding for the Genesee Health Plan from the C.S. Mott Foundation, the Ruth Mott Foundation, the Community Foundation of Greater Flint, and from federal, state, and Genesee County governments thereby expanding access to primary care, pharmacy, radiology and laboratory services to tens of thousands of Genesee County residents, and improving the public’s health, workforce productivity and educational preparedness.

Genesee County Health Department - Selected Services



*WIC data is shown as average monthly participants *BCC: Breast and Cervical Cancer *STD: Sexually Transmitted Disease



Genesee County Health Department
 Floyd J. McCree Courts & Human Services Center
 630 S. Saginaw Street
 Flint, MI 48502

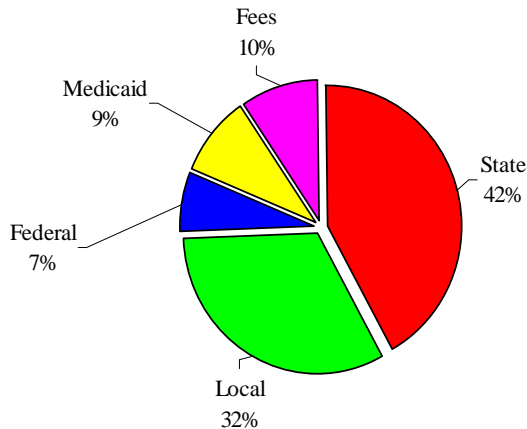
Presorted Standard
 U.S. Postage
PAID
 Saginaw, MI 48603
 Permit No. 487

Annual Report 2004

Design/Editor: April Carpenter

Air Quality Program - Breast & Cervical Cancer Control Program (BCCCP) - Childhood Lead Poisoning Prevention Program - Children's Special Health Care Services (CSHCS) - Communicable Diseases/Tuberculosis Control - Daycare Centers & Foster Homes Inspections - Epidemiology - Family Planning - Food Service Sanitation - Friendly Access Project - Genesee County Healthy Start Initiative - General Complaints (Nuisances, Rats, & Unsanitary Conditions) - Health Care Outreach & Enrollment - Hearing & Vision Screening - HIV/AIDS Prevention and Treatment - HIV Counseling/Testing - HUD Grant Lead Abatement Program - Immunizations - Infant Mortality Review - Laboratory - Medical Examiner - Michigan Childhood Immunization Registry (MCIR) - Mobile Home Park Inspections - On-Site Sewage Disposal Monitoring - Programs to Reduce Infant Deaths Effectively (PRIDE) - Racial and Ethnic Approaches to Community Health (REACH) - Recreation Sanitation - Residential and Type III Water Well Inspections - School Health Services - Sexually Transmitted Disease Program - Waste Management Evaluations - Substance Abuse Prevention and Treatment - Tobacco Reduction/Enforcement - Water Supply (Public Wells and Surface Water) Monitoring - Women, Infants and Children (WIC) Program

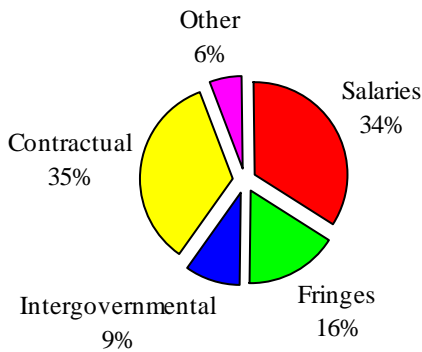
2004 Budget



Revenue

State	\$10,124,384
Local	7,766,113
Federal	1,670,163
Medicaid	2,235,769
Fees	<u>2,288,459</u>
Total	\$24,084,888

Expenses



Salaries	\$8,254,214
Fringes	3,777,753
Intergovernmental	2,258,729
Contractual	8,459,210
Other	<u>1,334,982</u>
Total	\$24,084,888

Expenses by Function

