

Genesee County Health Department



Putting the Pieces of
Better Life Through Better Health
Together

2005 ANNUAL REPORT

Working with the Community

Genesee County Board of Commissioners

Richard E. Hammel, Chairperson
Raynetta P. Speed, Vice-Chairperson
Archie Bailey
Rose Bogardus
Miles Gadola
Ted Hammon
John Northrup
Fred Shaltz
Woodrow Stanley

Genesee County Board of Health

Ted Hammon, Chairperson
Michael Boucree, MD, Vice-Chairperson
Kay Doerr
Fred Shaltz
Woodrow Stanley

Genesee County Health Department Administrative Team

Robert M. Pestronk, MPH, Health Officer
Gary K. Johnson, MD, MPH, Medical Director
Kristie Schmiege, MPH, Director
Behavioral Health Division
Mark Valacak, MPH, Director
Community Health Division
Jim Helmstetter, MPA, RS, Director
Environmental Health Division
John McKellar, MPA, Director
Personal Health Division
Frank Ricica, MPA, Director
Public Health Information Systems
Ward Lindsay, RS, MA, Supervisor
Development, Planning, and Grants
Carolyn Ratza, BBA, Supervisor
Accounting

To the Citizens of Genesee County:

On behalf of the Genesee County Board of Commissioners, the Board of Health, and Health Department staff it is my pleasure to offer you the Genesee County Health Department's Annual Report for 2005. These pages offer a view of the health status of Genesee County residents. They provide a summary of our services and financial resources and an update on progress towards our 2003-2007 strategic plan goals. Notable steps taken to protect and promote the public's health in 2005 are also highlighted.

Working to assess and assure the health of Genesee County residents is a lot like putting together the pieces of a puzzle. All of the pieces of the puzzle must be present and organized to form a complete, clear picture. Our work in putting this health puzzle together includes identifying and investigating community health problems and hazards; educating and empowering people about health issues; developing policies and regulations that protect health and ensure safety; linking people to needed personal health services; evaluating the effectiveness and accessibility of health services; and researching innovative solutions to health problems. To do all of this, it is our responsibility to bring community-based organizations, academia, business, labor, health services providers, and others to the table to work on the puzzle. As you review the material please consider how you can contribute to completing the puzzle and assuring a healthy community. The task of maintaining and improving the health of a community is neither easy nor one that can be done alone. Rather, a healthy community is the result of collaboration among all of its residents.

Your comments and ideas are welcome. Let me know what we do well, where we can improve, and in what ways you would like to join us as together we protect and promote the public's health and quality of life in Genesee County.

Wishing you "Better Life Through Better Health",
Robert M. Pestronk, Health Officer

Floyd J. McCree Courts and Human Services Center

630 S. Saginaw Street
Flint, Michigan 48502
(810) 257-3612
FAX (810) 257-3147

Burton Branch

G-3373 S. Saginaw Street
Burton, Michigan 48529
(810) 742-2255
FAX (810) 742-2561

Floyd J. McCree Health and Human Services Center

115 E. Pierson Road
Flint, Michigan 48505
(810) 600-2400
FAX (810) 785-9675

Our Goal:

To improve the health status of Genesee County residents, with particular attention to reducing racial health disparities, through key prevention and intervention strategies.

Our Community Strategies:

- ◆ Alcohol and other drug abuse prevention and treatment
- ◆ Tobacco use prevention
- ◆ Obesity reduction
- ◆ Physical activity promotion
- ◆ Promotion of healthy nutrition
- ◆ Improved access to health care
- ◆ Reduction of exposure to harmful environmental agents
- ◆ Violence and abuse prevention
- ◆ Fostering of communication and community mobilization
- ◆ Enhanced surveillance

Our Vision...

Better Life Through Better Health

Our Mission...

The mission of the Genesee County Health Department is...to improve the quality of life in Genesee County by preventing disease, promoting health and protecting the environment through activities consistent with our assessment, policy development, and assurance responsibilities.

Critical Health Indicators

Our Impact Measures:

1. **Infant mortality** reduction, especially the reduction of racial disparity, from the 2000 baseline rates.

	Overall			African American			White		
	Genesee County		Michigan	Genesee County		Michigan	Genesee County		Michigan
	2000	2004	2004	2000	2004	2004	2000	2004	2004
Infant Deaths	12.3	12.4	7.6	21.7	22.7	17.3	8.4	8.6	5.2

Rate per 1,000 live births. Source: Genesee County Health Department and Michigan Department of Community Health.

2. **Chronic disease mortality** reduction, especially the reduction of racial disparity, from the 2000 baseline rates.

	Overall			African American			White		
	Genesee County		Michigan	Genesee County		Michigan	Genesee County		Michigan
	2000	2004	2004	2000	2004	2004	2000	2004	2004
Heart Disease	314.2	253.7	234.2	376.1	305.1	331.3	306.4	243.8	222.0
Cancer	226.9	211.2	189.5	311.9	231.4	231.9	211.9	208.1	184.2
Stroke	77.1	70.5	49.8	101.3	80.9	63.3	73.4	67.9	47.7
Diabetes	41.1	35.7	28.4	62.7	44.7	42.5	37.5	31.3	26.3

Age adjusted death rates are based on age specific death rates per 100,000 population in specified group. Source: Genesee County Health Department and Michigan Department of Community Health.

3. **Communicable disease** reduction, especially the reduction of racial disparity, from the 2000 baseline rates.

	Overall			African American**			White**		
	Genesee County		Michigan	Genesee County		Michigan	Genesee County		Michigan
	2000	2004	2004	2000	2004	2004	2000	2004	2004
Gonorrhea	324.9	468.0	172.0	597.7	626.0	725.0	18.9	23.0	18.0
Chlamydia	362.0	695.0	409.0	414.2	584.0	1342.0	40.8	77.0	95.0
Tuberculosis	2.5	1.1	2.7	6.8	*(1)	1.5	*(4)	*(2)	0.8

Rate per 100,000 population. * () = Number of cases. The number of cases is too small (≤ 5) to calculate a statistically reliable rate. Source: Genesee County Health Department and Michigan Department of Community Health. **STD rates by race/ethnicity in Genesee County should be interpreted with caution because the majority of case reports are missing race/ethnicity information. Reporting is more complete from public versus private health care providers, making trends more representative of the segment of the population served by the public sector. This issue extends nationally, as similar rates of racial/ethnic disparities in STDs have been reported across the nation, as well as similar trends in missing race/ethnicity information.

Assessing the Public's Health in Genesee County

The public's health is measured by more than the absence or presence of disease. The following indicators¹ enrich our understanding of trends in "health" in Genesee County.

	1997	1998	1999	2000	2001	2002	2003	2004
Children								
Infant Mortality (over-all rate) ²	12.8	11.7	12.4	12.3	9.3	13.1	11.3	12.4
Child abuse (# of referrals) ³	8712	9404	7277	5686	5443	5095	5085	5741
Child Poverty ⁴ (% of children under age 18)	25.2 (1990)	*	*	22.7 (2000)	*	*	*	*
Youth								
Suicide (# under age 25) ⁵	8	9	7	4	6	6	4	7
High school dropout rate ⁶	4.77	4.14	3.89	3.99	3.44	3.25	3.66	2.64
Substance abuse (treatment admissions) ⁷	388	527	542	209	167	535	227	311
Teenage births ⁸	64.7	58.0	61.5	56.3	51.9	48.8	46.4	47.6
Adults								
Unemployment rate ⁹	5.2	5.4	5.0	4.5	6.0	7.4	8.3	8.3
Average weekly wages ¹⁰	\$648	\$665	\$687	\$672	\$674	\$688	\$693	\$724
Health insurance coverage ¹¹	90%	*	*	88%	*	*	87%	*
Older Adults								
Poverty, aged 65+ ¹²	10% (1990)	*	*	3.8% (2000)	*	*	*	*
All Ages								
Homicide rate ¹³	7.3	9.1	11.7	10.1	9.5	9.0	7.4	11.3
Alcohol-related highway deaths ¹⁴	43	36	27	34	20	20	26	18
Affordable housing (average rent) ¹⁵	\$474	\$508	\$521	\$534	\$547	\$568	\$584	\$607
Food stamp cases ¹⁶	22,162	20,181	16,465	17,017	20,000	22,006	24,636	28,064
Asthma (# of hospital discharges) ¹⁷	1026	905	793	770	778	700	757	*

Footnotes/Sources: * = Data not available. ¹Adapted from the Fordham Institute for Innovation in Social Policy's Annual Index of Social Health.

²Number of infant deaths per 1,000 live births, Genesee County Health Department (GCHD) & Michigan Department of Community Health (MDCH).

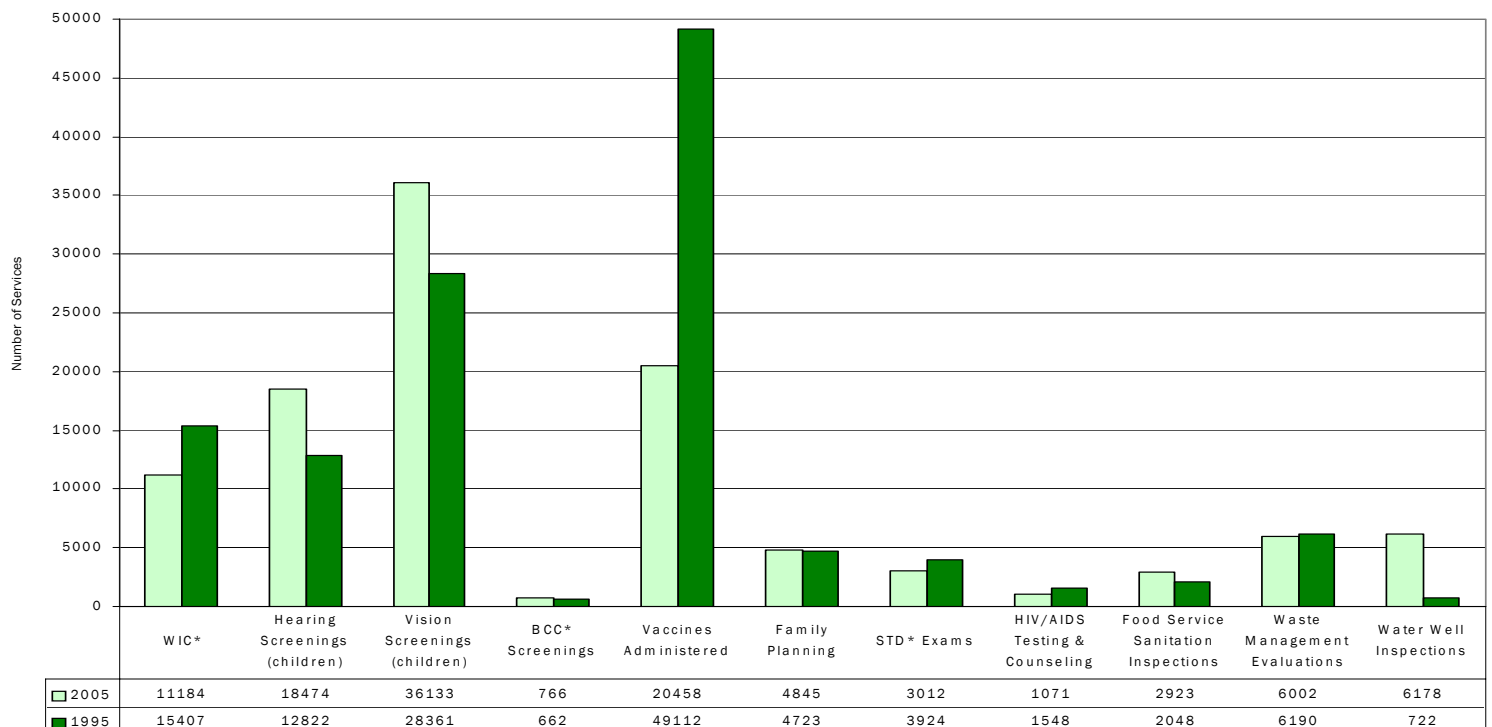
³Michigan Family Independence Agency. ⁴U.S. Census Bureau, Census 2000 Supplementary Survey. ⁵Number of suicide deaths, MDCH. ⁶Genesee Intermediate School District. ⁷Number of treatment admissions under age 18 to funded programs, GCHD (reporting methodology changed after 1999). ⁸Live birth rates by age of mother 15-19, MDCH. ⁹Michigan Department of Labor and Economic Growth (MDLEG). ¹⁰3rd quarter average weekly wages for all industry divisions, MDLEG. ¹¹Estimated percentage of population with private or public medical insurance, Greater Flint Health Coalition; 2003 Data - Adults 18 and over, Prevention Research Center of Michigan. ¹²U.S. Census Bureau, Census 2000 Supplementary Survey. ¹³Age-adjusted rate (U.S. 2000 standard) of homicide deaths per 100,000 population, MDCH. ¹⁴Michigan Office of Highway Safety Planning. ¹⁵Fair market rent for all 2-bedroom living units, HUD.

¹⁶Average number of household food stamp cases, Michigan Family Independence Agency. ¹⁷MDCH.

Better Life Through Better Health In 2005...

- ◆ The GCHD was awarded Accreditation with Commendation by the Michigan Local Public Health Accreditation Commission based on review of programs and services in December, 2004.
- ◆ Successful implementation of the WISEWOMAN project as an adjunct to the services offered to women in the Breast and Cervical Cancer Control Program (BCCCP). WISEWOMAN services include a health history analysis, cardiovascular risk reduction education and planning, follow-up care and community resource referrals.
- ◆ Reorganized services to facilitate testing in high risk court ordered and jailed clients.
- ◆ Increased the number of clients tested for HIV by 5%.
- ◆ Conducted over 70 individual Tobacco Retailer Education Trainings in Genesee County and distributed “The New Vertical Driver’s License” brochure to protect against underage sales to minors.
- ◆ Received \$1.7 million in grants over three years from CS Mott Foundation, Ruth Mott Foundation, and Community Foundation to expand the Genesee Health Plan.
- ◆ Established a local Housing Provider Consortium to improve cooperation between neighborhood organizations, the county, the city, and the Land Bank in finding and addressing lead-burdened homes.
- ◆ Awarded \$250,000 over 2 ½ years by the Health Disparities Reduction Program of the MDCH to fund the Greater Lead Safe Children Program, which aims to reduce the racial disparity in childhood lead poisoning in Flint.
- ◆ Posted food service inspection reports on the web at www.gchd.us.
- ◆ Upgraded the Health Information Systems (Medatrac) software to the latest .net platform, including all of the medical service programs.
- ◆ Awarded Healthy Start funding by the U.S. Department of Health and Human Services to reduce racial disparities in infant mortality with particular attention to African American women and infants (birth to 2 years) in zip codes 48503, 48504 and 48458.
- ◆ The PRIDE Medical Services Committee, coordinated by the GCHD, expanded use of a uniform prenatal assessment tool to one-third of prenatal care provider sites in Genesee County.

Genesee County Health Department - Selected Services



*WIC data is shown as average monthly participants *BCC: Breast and Cervical Cancer *STD: Sexually Transmitted Disease



Genesee County Health Department

Floyd J. McCree Courts & Human Services Center
 630 S. Saginaw Street
 Flint, MI 48502
 www.gchd.us

Presorted Standard
 U.S. Postage
PAID
 Saginaw, MI 48603
 Permit No. 487

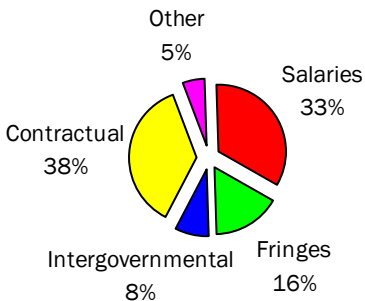
Annual Report 2005

Design/Editor: April Carpenter

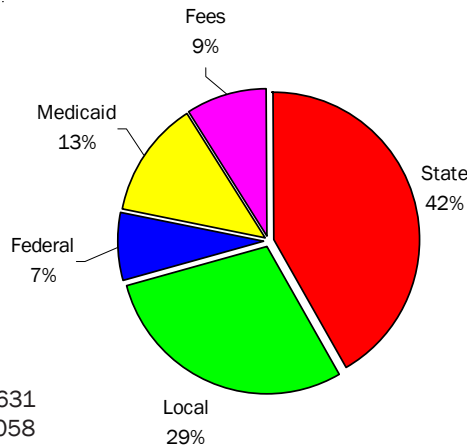
Air Quality Program - Breast & Cervical Cancer Control Program (BCCCP) - Childhood Lead Poisoning Prevention Program - Children's Special Health Care Services (CSHCS) - Communicable Diseases/Tuberculosis Control - Daycare Centers & Foster Homes Inspections - Epidemiology - Family Planning - Food Service Sanitation - Friendly Access Project - Genesee County Healthy Start Initiative - General Complaints (Nuisances, Rats, & Unsanitary Conditions) - Health Care Outreach & Enrollment - Hearing & Vision Screening - HIV/AIDS Prevention and Treatment - HIV Counseling/Testing - HUD Grant Lead Abatement Program - Immunizations - Infant Mortality Review - Laboratory - Medical Examiner - Michigan Childhood Immunization Registry (MCIR) - On-Site Sewage Disposal Monitoring - Programs to Reduce Infant Deaths Effectively (PRIDE) - Racial and Ethnic Approaches to Community Health (REACH) - Recreation Sanitation - Residential and Type III Water Well Inspections - School Health Services - Sexually Transmitted Disease Program - Waste Management Evaluations - Substance Abuse Prevention and Treatment - Tobacco Reduction/Enforcement - Water Supply (Public Wells and Surface Water) Monitoring - Women, Infants and Children (WIC) Program

2005 Budget

Expenses



Salaries	\$7,884,631
Fringes	3,726,058
Intergovernmental	1,876,821
Contractual	8,893,611
<u>Other</u>	<u>1,252,910</u>
Total	\$23,634,032



Revenue

State	\$9,835,624
Local	6,852,581
Federal	1,751,297
Medicaid	3,086,614
<u>Fees</u>	<u>2,107,916</u>
Total	\$23,634,032

Expenses by Function

