

Genesee County Health Department



2010 Annual Report

Better Life Through Better Health

Working with the Community

Genesee County Board of Commissioners

Jamie Curtis, Chairperson, District 3
Ted Henry, Vice Chairperson - District 8
Joseph Graves, District 6
Archie Bailey - District 7
Brenda Clack - District 2
Miles Gadola - District 5
Patrick Gleason - District 9
John Northrup - District 4
Omar Sims - District 1

Genesee County Board of Health

Brenda Clack, Chairperson
John Northrup, Vice-Chairperson
Archie Bailey
Michael Boucree, MD
Kay Doerr

Genesee County Health Department Administration

Mark Valacak, MPH, Health Officer
Gary K. Johnson, MD, MPH, Medical Director
Frank Ricica, MPA
Director of Clinical Services



Public Health
Prevent. Promote. Protect.

To the Citizens of Genesee County:

We are pleased to present the Genesee County Health Department's Annual Report for 2010. These pages provide an overview of the health status of Genesee County residents and an update on progress toward our 2008 - 2012 Strategic Plan. The report also highlights notable steps taken to protect and promote the public's health in 2010, and financial resources utilized.

This was another challenging year as we continue to serve the residents of Genesee County during record budget shortfalls. Despite the economic environment, the Health Department is committed to protecting and improving the health of Genesee County residents.

As you reflect on the past year, let us know what we do well, where we can improve, and in what ways you would like to join us as we work together to protect and promote the public's health and quality of life in Genesee County. For more information regarding our programs and our Strategic Plan please visit www.gchd.us.

Wishing you "Better Life Through Better Health",

Mark Valacak, Health Officer
Jamie Curtis, Chairperson, Board of Commissioners
Brenda Clack, Chairperson, Board of Health

Floyd J. McCree Courts and Human Services Center

630 S. Saginaw Street
Flint, Michigan 48502
(810) 257-3612
FAX (810) 257-3147

Burton Branch

G-3373 S. Saginaw Street
Burton, Michigan 48529
(810) 742-2255
FAX (810) 742-2561

www.gchd.us

2008-2012 Strategic Plan

Our Goal:

To improve the health status of Genesee County residents, with particular attention to eliminating racial, social, and economic inequities and using prevention and intervention strategies that target underlying causes.

Our Organizational Strategies:

- 1) Foster a Learning Organization
- 2) Evaluate Programs
- 3) Implement Evidence-Based Practices
- 4) Improve Quality Continuously
- 5) Enhance Communication
- 6) Partner with Community Residents
- 7) Convene Public Health System Agencies
- 8) Coordinate Across Disciplines
- 9) Work for Health Equity
- 10) Secure Adequate Resources

Our Public Health System Strategies:

- 1) Create Environments for Healthy Living
- 2) Adopt and Assure Compliance with Public Health Regulations
- 3) Assure Essential Public Health Services
- 4) Assure Access to Comprehensive Health Care for All
- 5) Enhance Public Health Emergency Prevention and Response
- 6) Reduce Accumulation of Negative Social Conditions that Harm Population Health

Critical Health Indicators



Long Term Outcome Measures:

1. Preventing Infant Deaths

	Overall			African American			White		
	Genesee Co.		Michigan	Genesee Co.		Michigan	Genesee Co.		Michigan
	2006	2009	2009	2006	2009	2009	2006	2009	2009
Infant Deaths ¹	10.0	9.4	7.5	17.6	20.3	15.5	6.9	5.3	5.4

2. Preventing Chronic Disease

	Overall			African American			White		
	Genesee Co.		Michigan	Genesee Co.		Michigan	Genesee Co.		Michigan
	2006	2009	2009	2006	2009	2009	2006	2009	2009
Heart Disease ²	243.3	240.0	206.5	304.0	270.0	295.4	231.5	231.1	195.2
Cancer ²	212.8	206.1	181.9	236.0	256.6	223.8	207.4	197.6	177.0
Stroke ²	62.7	52.0	39.9	91.7	50.6	51.7	57.3	51.4	38.2
Diabetes ²	37.6	35.7	24.3	53.5	51.4	38.2	33.9	32.5	22.3

3. Preventing Communicable Disease, especially sexually transmitted disease

	Overall			African American ⁵			White ⁵		
	Genesee Co.		Michigan	Genesee Co.		Michigan	Genesee Co.		Michigan
	2006	2009	2009	2006	2009	2009	2006	2009	2009
Gonorrhea ³	396.9	273	155	760.9	816	551	53.6	44	20
Chlamydia ³	718.4	765	473	1118.8	1957	1270	133.7	150	120
Syphilis ^{6,3}	(3) ⁴	4	2.2	(3) ⁴	18.6	11.2	(0) ⁴	.3	.7
Tuberculosis ³	(4) ⁴	(3) ⁴	1.4	(1) ⁴	(1) ⁴	4.2	(2) ⁴	(1) ⁴	0.3

¹Rate per 1,000 live births - Genesee County Health Department and Michigan Department of Community Health. ²Age adjusted death rates are based on age specific death rates per 100,000 population in specified group - Genesee County Health Department and Michigan Department of Community Health.

³Rate per 100,000 population. ⁴ () = Number of cases. The number of cases is too small (≤ 5) to calculate a statistically reliable rate - Genesee County Health Department and Michigan Department of Community Health. ⁵STD rates by race/ethnicity in Genesee County should be interpreted with caution because the majority of case reports are missing race/ethnicity information. Reporting is more complete from public versus private health care providers, making trends more representative of the segment of the population served by the public sector. This issue extends nationally, as similar rates of racial/ethnic disparities in STDs have been reported across the nation, as well as similar trends in missing race/ethnicity information. ⁶Primary and secondary stages only.

Assuring the Public's Health in 2010...

During 2010, Genesee County Health Department staff worked to improve and protect the public's health. Notable activities and achievements include:



Community Health

- ◆ Provided 5,351 Family Planning services for 2,814 clients.
- ◆ Provided 4,433 Adult Clinic Services for 2,962 clients.
- ◆ Conducted 7,712 follow-up phone calls for Communicable Disease (CD) and TB, mailed 873 letters regarding CD and TB follow-up, conducted 280 home visits and 38 TB Clinic appointments.
- ◆ Mailed 4,159 new mom packets which included information on WIC, Immunizations, Back to Sleep and Lead information.
- ◆ Administered 26,403 vaccines during Fiscal Year 2009-2010.

Personal Health

- ◆ Served approximately 11,065 families through the Women, Infants and Children (WIC) Program.
- ◆ Implemented internet-based nutrition education to expand access for clients in the WIC program.
- ◆ Two (2) WIC Nutritionists were trained as breastfeeding lactation specialists.
- ◆ Enrolled 5,136 Genesee County residents into the Genesee Health Plan, participated in 8 outreach activities and assisted 186 clients to enroll in MIChild/Healthy Kids/MOMS.
- ◆ Screened 19,513 children for Hearing and 36,765 children for Vision this school year through the Hearing and Vision program.

Health Promotion

- ◆ Delivered Maternal and Infant education and training to 299 Genesee County Healthy Start Consortium participants and family members.
- ◆ Co-sponsored with the Genesee Intermediate School District a train-the-trainer with Dr. Harvey Karp, international expert on baby calming strategies. The training reached over 200 providers and professionals, community members, and Healthy Start Consortium participants.
- ◆ Sponsored professional development for Breastfeeding Advocates, nurses and other maternal infant support team members through the Statewide Breastfeeding Network Winter Meeting with 27 representatives from across Michigan and with a Breastfeeding Training Series during Summer 2010.
- ◆ Sponsored the Maternal-Child Health Providers Forum Networking meeting and delivered information to 79 local providers.
- ◆ Responded to eighty-three (83) complaints regarding the smoke-free air law in 2010.
- ◆ GCHD received the Michigan Department of Community Health Director's Award for Excellence in Local Public Health Quality Improvement. The 2nd place award honored the Clio Healthy Community Initiative which is a partnership with the GCHD to improve health in the northern tier of Genesee County.

Environmental Health

- ◆ Successfully implemented Michigan's new Smoke-free Air Law in Genesee County. Educational documents were mailed to all facilities impacted by the new law to make them aware of their responsibilities and our oversight duties.
- ◆ Held excellence in Food Sanitation and Healthy Lifestyle awards ceremony in conjunction with National Public Health Week. Twenty one facilities received sanitation awards and eleven received healthy lifestyle awards.
- ◆ Implemented a new process to assess foodborne illness risk factor controls during each inspection. This tool provides the operator a summary of out-of-control risks in their facility so they know where to focus their efforts. It also increased our compliance with Federal Voluntary Standards for food programs.
- ◆ Secured a 3 year HUD grant to conduct the Genesee County Lead Hazard Control and Healthy Homes Program.
- ◆ Taught the initial Code Enforcement for Healthier Homes course, which will become ongoing.
- ◆ Created educational pamphlets for body art activities and continued to work with the new State of Michigan Body Art Regulation and to test the new inspection process and forms.
- ◆ Conducted over 200 daycare and foster home inspections, generating approximately \$34,000 revenue.
- ◆ Licensed twenty-seven (27) septic system contractors, and more than seventy septic systems were installed this fiscal year.
- ◆ Provided beach monitoring data to residents and the media through weekly press releases and reported the data to the Michigan Department of Natural Resources & Environment (MDNRE).
- ◆ Issued five hundred and fifty-four (554) new well permits during fiscal year 2010 in the Private and Type III Water Well Program.

Our Vision...

Better Life Through Better Health

Our Mission...

The mission of the Genesee County Health Department is...To improve the quality of life in Genesee County by preventing disease, promoting health and protecting the public from environmental hazards to health

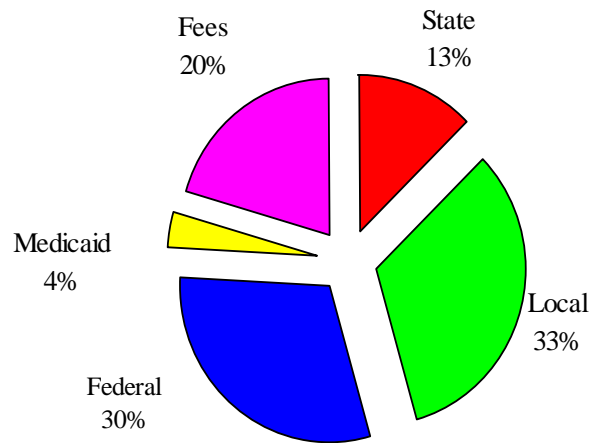
Assessing the Public's Health in Genesee County

The public's health is measured by more than the absence or presence of disease. The following indicators⁴ enrich our understanding of trends in "health" in Genesee County.

	2002	2003	2004	2005	2006	2007	2008	2009
Children								
Infant mortality (overall rate) ²	13.1	11.3	12.4	8.9	10.0	9.4	8.1	9.4
Child abuse (# of referrals investigated) ³	5095	5085	5741	5098	5829	5986	5763	*
Child poverty ⁴ (% of children under age 18)	22.8	21.5	24.5	23.6	25.8	24.6	27.7	30.0
Lack of Health insurance coverage ⁵ (% of households with uninsured children, age 0-17 years)	*	6.2%	*	5.6%	*	8.5%	*	6.3%
Youth								
Suicide deaths (# under age 25) ⁶	6	4	7	8	4	6	4	5
High school dropout rate ⁷	3.25	3.66	2.64	3.87	4.92	3.43	3.58	3.04
Substance abuse (treatment admissions) ⁸	535	227	311	297	271	232	315	*
Teenage births ⁹	48.8	46.4	47.6	44.0	47.8	47.2	48.1	52.1
Adults								
Unemployment rate ¹⁰	7.4	8.3	8.2	7.8	8.1	8.3	10.2	14.4
Average weekly wages ¹¹	\$688	\$693	\$724	\$725	\$757	\$721	\$737	\$718
Health insurance coverage ¹²	*	87%	*	95%	*	95%	*	91.1%
Smoking, aged 18+ ⁵	*	26.8%	*	25.2%	*	26%	*	27.4%
Older Adults								
Poverty, aged 65+ ¹³	9.7	8.0	9.5	7.8	8.0	7.7	8.2	5.3
All Ages								
Homicide rate ¹⁴	9.0	7.4	11.3	12.3	15.8	8.9	9.8	12.4
Alcohol-related highway deaths ¹⁵	20	26	18	23	27	20	22	14
Affordable housing (average rent) ¹⁶	\$568	\$584	\$607	\$612	\$626	\$649	\$628	\$628
Food stamp cases ¹⁷	22,006	24,636	28,064	31,695	34,497	36,682	38,307	43,485
Asthma (# of hospital discharges) ⁶	778	700	757	770	772	772	774	828

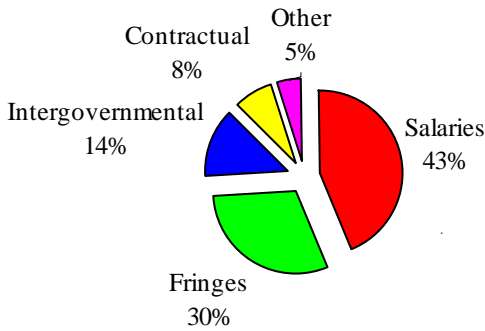
Footnotes/Sources: * = Data not available. ⁴Adapted from the Fordham Institute for Innovation in Social Policy's Annual Index of Social Health. ²Number of infant deaths per 1,000 live births, Michigan Department of Community Health (MDCH). ³Michigan Department of Human Services. ⁴U.S. Census Bureau, 2001 Supplemental Survey Summary, 2002-2007 U.S. Census American Community Survey. ⁵Prevention Research Center of Michigan. ⁶MDCH. ⁷Genesee Intermediate School District. ⁸Number of treatment admissions under age 18, Genesee County Community Mental Health (reporting methodology changed after 1999). ⁹Live birth rates per 1,000 females, ages 15-19 years of age, MDCH. ¹⁰Michigan Department of Labor and Economic Growth (MDLEG). ¹¹3rd quarter average weekly wages for all industry divisions, MDLEG. ¹²2003/2005/2007 Data - Adults 18 and over, Prevention Research Center of Michigan. ¹³U.S. Census Bureau, Census 2001 Supplementary Survey. ¹⁴Age-adjusted rate (U.S. 2000 standard) of homicide deaths per 100,000 population, MDCH. ¹⁵Michigan State Police Criminal Justice Information Center. ¹⁶Fair market rent for all 2-bedroom living units, HUD. ¹⁷Average number of household food stamp cases, Michigan Department of Human Services.

2009 - 2010 Budget



Revenue

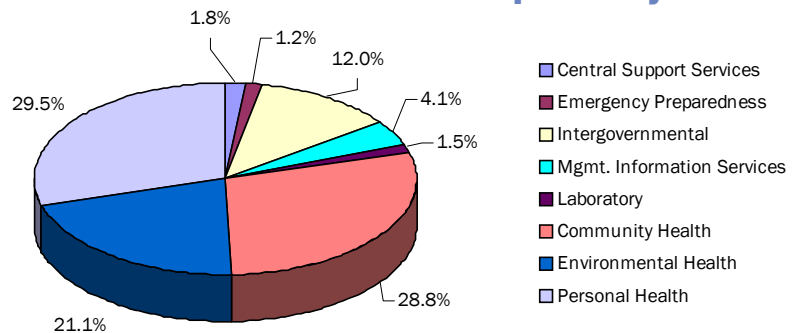
State	\$2,246,021
Local	5,691,400
Federal	5,271,560
Medicaid	661,219
<u>Fees</u>	<u>3,563,158</u>
Total	\$17,433,358



Expenses

Salaries	\$7,623,010
Fringes	5,251,261
Intergovernmental	2,392,641
Contractual	1,366,185
<u>Other</u>	<u>800,262</u>
Total	\$17,433,358

Expenses by Function



Annual Report 2010

For more information about our programs please visit our website at www.gchd.us.

Air Quality Program - Breast & Cervical Cancer Control Program (BCCCP) - Childhood Lead Poisoning Prevention Program - Children's Special Health Care Services (CSHCS) - Communicable Disease/Tuberculosis Control - Daycare Centers & Foster Homes Inspections - Epidemiology - Family Planning - Fetal Infant Mortality Review (FIMR) - Food Service Sanitation - Genesee County Healthy Start Initiative - Health Care Outreach & Enrollment - Hearing & Vision Screening - HIV/AIDS Prevention and Treatment - HIV Counseling/Testing - Immunizations - Laboratory - Michigan Care Improvement Registry (MCIR) - On-Site Sewage Disposal Monitoring - Programs to Reduce Infant Deaths Effectively (PRIDE) - Racial and Ethnic Approaches to Community Health (REACH) - Recreation Sanitation - Residential and Type III Water Well Inspections - School Health Services - Sexually Transmitted Disease Program - Waste Management Evaluations - Tobacco Reduction/Enforcement - Water Supply