

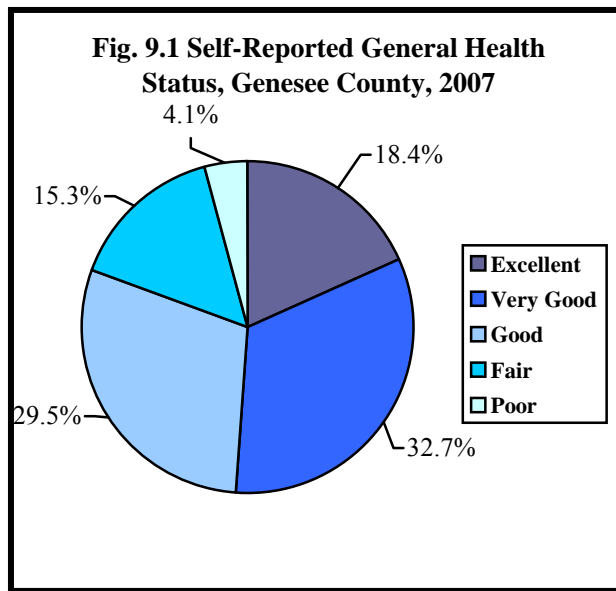
CHAPTER 9:

Death, Illness, and Injury

Health status in a community is often presented according to indicators of death (mortality) and disease or injury (morbidity). This chapter presents the ten leading causes of death in Genesee County in 2007, as well as more detailed information on cancer and diabetes. Racial disparities in mortality and morbidity for many of the leading causes of death exist and are presented here. Age-adjusted rates are used to eliminate the effect of age differences in the population on the rate of disease. All age-adjusted rates shown are adjusted to the standardized U.S. population 2000.

GENERAL HEALTH STATUS

- ◆ Self-reported health status is a strong measure of overall health status and is associated with physical health, use of health services, and mortality¹.



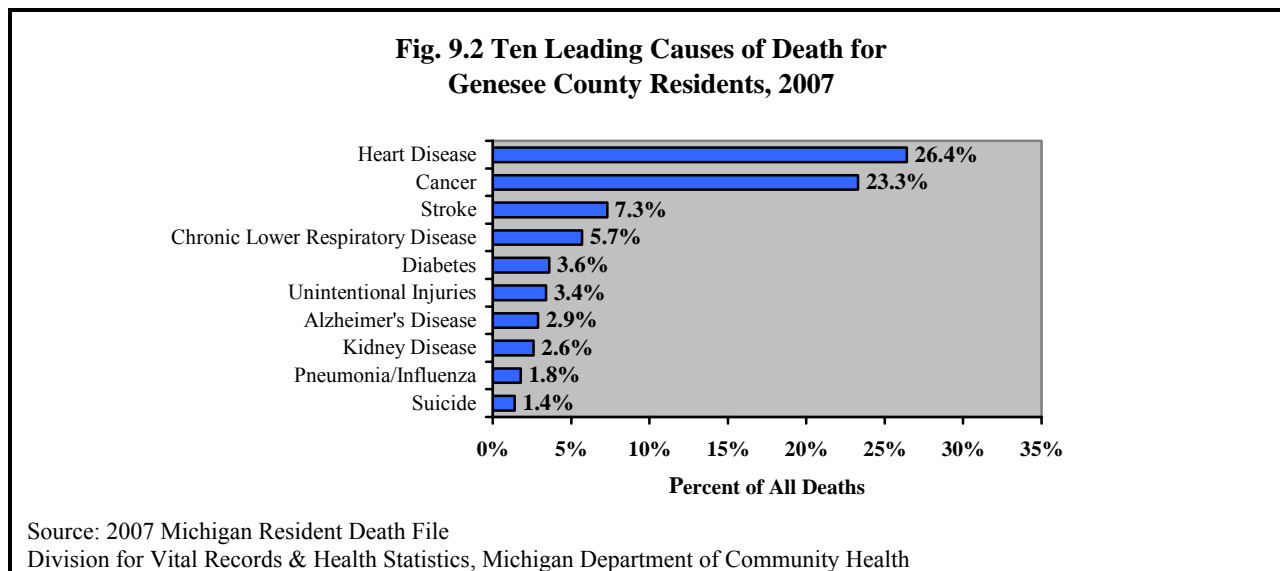
Source: Speak to Your Health! Community Survey, 2007, Prevention Research Center of Michigan

- ◆ Whites were more likely to report better general health status than African Americans.
- ◆ 83.9% of Out County residents rated their general health as *Excellent*, *Very Good*, or *Good* compared to 70.6% of City of Flint residents.
- ◆ Males reported better health status than females.
- ◆ The age group 18-24 compared to older age groups was more likely to report better general health status, than older age groups.

¹ CDC, Council of State and Territorial Epidemiologists, and the Association of State and Territorial Chronic Disease Program Directors. Indicators for chronic disease surveillance. (2004). MMWR, 53 (RR-11), 1-6.

LEADING CAUSES OF DEATH

- ◆ In 2007, Heart Disease was the leading cause of death for Genesee County residents of all race/ethnicities. Cancer was the second leading cause of death followed by Stroke, Chronic Lower Respiratory Disease, and Diabetes.



- ◆ Figure 9.3 shows that in Genesee County, with the exception of Stroke, men generally die from the ten leading causes at a higher rate than women. There are also marked differences in death rates between African Americans and Whites for these causes of death.

Fig. 9.3 Age-Adjusted Death Rates for Ten Leading Causes by Race and Sex, Genesee County Residents, 2007 (per 100,000 population)

| Cause of Death | All Races | White | | African American | | | |
|-----------------------------------|-----------|-------|--------|------------------|--------|--------|--------|
| | Overall | Total | Male | Female | Total | Male | Female |
| Heart Disease | 231.3 | 219.8 | 274.7 | 184.8 | 280.1 | 371.1 | 224.3 |
| Cancer | 199.8 | 190.1 | 230.3 | 166.9 | 24.9 | 338.4 | 180 |
| Stroke | 65.7 | 60.9 | 59.3 | 60.6 | 90.1 | 102.3 | 79.9 |
| Chronic Lower Respiratory Disease | 50.3 | 52.5 | 66.1 | 44.3 | 37.7 | 78.5 | * |
| Unintentional Injuries | 30.1 | 30.5 | 45.2 | 19.3 | 26.3 | * | * |
| Diabetes Mellitus | 31.1 | 29.4 | 43.3 | 20.2 | 40.1 | * | * |
| Alzheimer's Disease | 26.1 | 26.9 | 21.2 | 29.9 | * | * | * |
| Pneumonia/Influenza | 16.9 | 18.2 | 26.2 | 14 | * | * | * |
| Kidney Disease | 22.7 | 21.3 | 22.5 | 21.4 | * | * | * |
| Suicide | 12.3 | 13.7 | 23 | * | * | * | * |
| All Other Causes | 189.4 | 168.5 | 215 | 142.5 | 266.7 | 323.1 | 199.9 |
| Total | 875.8 | 831.8 | 1005.9 | 708.8 | 1044.4 | 1362.7 | 800.4 |

*Number of cases is too small to calculate a reliable rate.

Source: 2007 Michigan Resident Death File

Division for Vital Records & Health Statistics, Michigan Department of Community Health

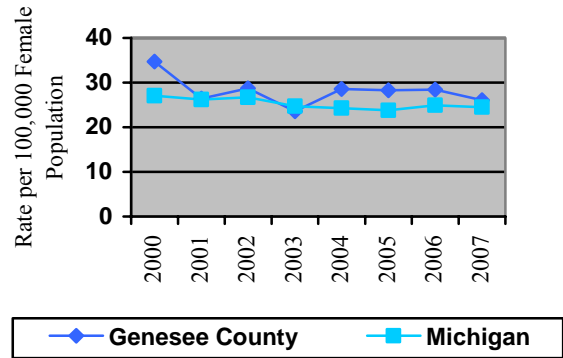
CANCER

Cancer was the second leading cause of death for Genesee County residents in 2006 and 2007. The most prevalent types of cancer include breast cancer, lung cancer, colorectal cancer, and prostate cancer. In Genesee County in 2007, lung cancer accounted for more deaths (293) than breast, colorectal, and prostate cancer combined (180). In the United States, tobacco use remains the number one cause of lung cancer.

Breast Cancer

- ◆ In 2007, the age-adjusted death rate from invasive breast cancer was 26.1 per 100,000 female population in Genesee County compared to 24.5 per 100,000 female population in Michigan

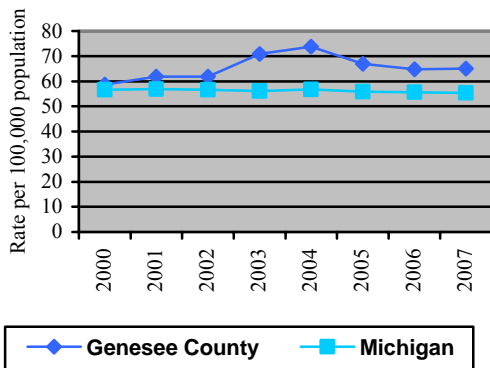
Fig. 9.4 Age-Adjusted Invasive Breast Cancer Mortality Rates, Female Residents, Genesee County and Michigan, 2000-2007



Source: 2000-2007 Michigan Resident Death Files, Division for Vital Records & Health Statistics, Michigan Department of Community Health

Lung Cancer

Fig. 9.5 Age-Adjusted Invasive Lung Cancer Mortality Rates, Genesee County and Michigan Residents, 2000-2007



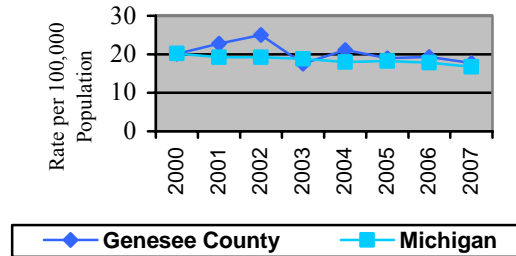
- ◆ In 2007, the age-adjusted death rate for invasive lung cancer was 65 per 100,000 population in Genesee County and 55.4 per 100,000 population in Michigan.

Source: 2000-2007 Michigan Resident Death Files, Division for Vital Records & Health Statistics, Michigan Department of Community Health

Colorectal Cancer

- ◆ In Genesee County, the age-adjusted death rate for colorectal cancer was 17.7 per 100,000 population in 2007. Michigan's rate was 16.7 per 100,000 population.

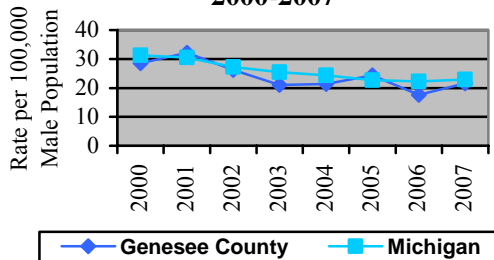
Fig. 9.6 Age-Adjusted Invasive Colorectal Cancer Rates, Genesee County and Michigan, 2000-2007



Source: 2000-2007 Michigan Resident Death Files, Division for Vital Records & Health Statistics, Michigan Department of Community Health

Prostate Cancer

Fig. 9.7 Age-Adjusted Invasive Prostate Cancer Mortality Rates, Genesee County and Michigan, 2000-2007



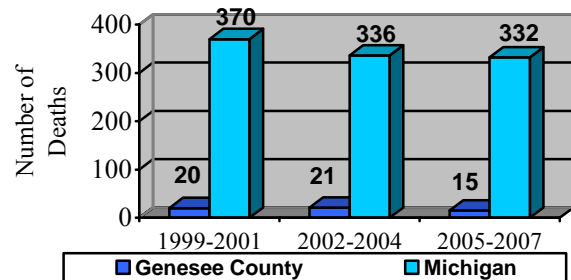
- ◆ In 2007, the age-adjusted death rate for prostate cancer was 21.6 per 100,000 male population in Genesee County and 22.9 per 100,000 male population in Michigan.

Source: 2000-2007 Michigan Resident Death Files, Division for Vital Records & Health Statistics, Michigan Department of Community Health

Cervical Cancer

- ◆ In Genesee County from 2005-2007 the age-adjusted death rate for cervical cancer was 2.2 per 100,000 female population. The age adjusted death rate in Michigan for the same time period was 2.0 per 100,000 female population.

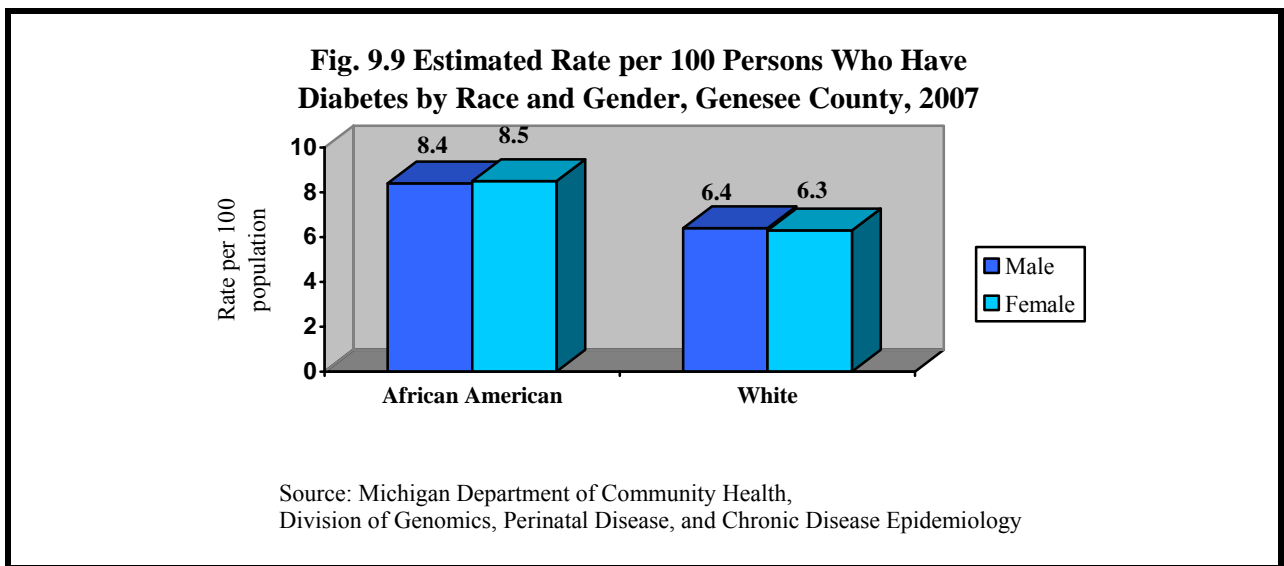
Fig. 9.8 Numbers of Deaths Due to Invasive Cervical Cancer, Genesee County and Michigan, 1999-2007



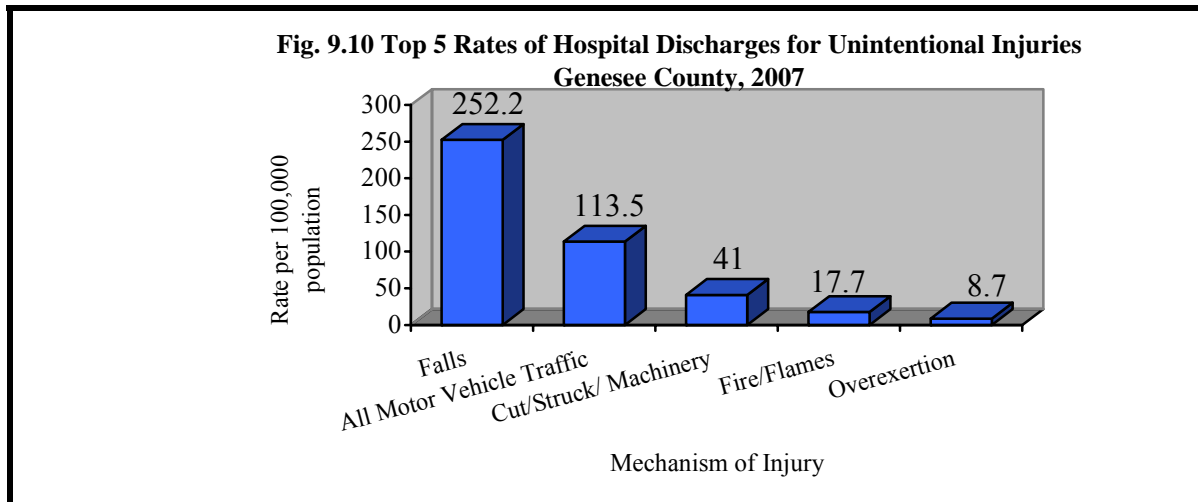
Source: 2005-2007 Michigan Resident Death Files, Division for Vital Records & Health Statistics, Michigan Department of Community Health

DIABETES

- ◆ In 2007 there were an estimated 28,300 adults over the age of 18 years who have been diagnosed with diabetes in Genesee County, including 910 Hispanics/Latinos. The overall rate of diabetes in adults in Genesee County is estimated to be 6.5 per 100 people.
- ◆ Figure 9.9 shows that in Genesee County, African Americans both male and female have higher rates of diabetes than Whites both male and female.
- ◆ In 2007, the U.S. Department of Health and Human Services estimated that there are an additional 18,900 Genesee County adults with undiagnosed diabetes.



UNINTENTIONAL INJURIES



Source: 2007 Michigan Resident Inpatient Files, Division for Vital Records and Health Statistics, Michigan Department of Community Health.

- ◆ Figure 9.10 shows that in 2007, falls accounted for the highest number and highest proportion of hospital discharges for unintentional injuries in Genesee County.
- ◆ In 2007, unintentional injury deaths accounted for 119, or 14%, of all medical examiner cases. As shown in Figure 9.11, motor vehicle accidents contributed to the majority (54%) of deaths due to unintentional injuries.
- ◆ More males (83) died as a result of unintentional injuries than females (36).
- ◆ Whites accounted for 83.2% of unintentional injury deaths in 2007, while 15.1% of unintentional injury deaths were to African Americans and 1.7% were to other races. 2.5% of unintentional injury deaths were of Hispanic ancestry.

